



Baylor University

COLLABORATIVE ON HUNGER AND POVERTY

LEARNING LAB ASSESSMENT

2018-2021

OPENING LETTER

The Baylor Collaborative on Hunger and Poverty cultivates scalable solutions to end hunger while improving existing anti-hunger resources. In partnership with the Walmart Foundation, our Learning Labs fully embody this mission. Rooted in Austin, Dallas, Houston, Lubbock, McAllen, San Angelo, and Waco, Texas, our Learning Labs test innovative strategies on a local level to reduce rates of food insecurity and promote more equitable food systems in their diverse communities.

As is the case in any laboratory, our seven Learning Labs facilitate experiments, tests, and learning experiences that explore methods to alleviate hunger in their regions – both through their work in child hunger initiatives and through convening Hunger Free Community Coalitions, formal groups of diverse community members designed to strategically assess and improve local food systems. In these testing environments, each Learning Lab has developed and utilized inventive programming while modifying and scaling existing hunger solutions to meet the needs of diverse populations in urban and rural communities across Texas. With proximity to the problem, Learning Labs conduct this testing through intentional community-based work with an aim to identify and disseminate best practices. In this effort, our Learning Labs perform and reflect, asking various questions: What are the outcomes of our work? What factors contributed to those outcomes? Were the factors specific to particular communities or demographics, or would they produce similar outcomes in other contexts? Learning Labs take note of region-specific work and push to ask further questions: What program modifications can improve the outcomes in regions with different geographic or demographic characteristics?

The following Learning Lab Assessment details this testing process and explains how research questions guide our work to yield stronger insights through this model. Each research question capitalizes on unique regional qualities to better inform scalable best practices. For instance, located in the fourth largest city in the US, our Houston Learning Lab focused significant effort on their social media campaign and freemealshouston.com to ensure children had access to meals during the COVID-19 pandemic and hosted regular strategy meetings with child hunger stakeholders. Simultaneously, our McAllen Learning Lab, positioned in the South Texas Region, utilized door-to-door canvassing efforts and community partnerships to bring meals to children in colonias, makeshift neighborhoods along the Texas-Mexico border with extreme poverty rates and low food access. The Dallas Learning Lab, serving the Dallas-Fort Worth metroplex, pioneered the Excellence in Summer Meals Campaign and the North Texas Summer and Supper Council, while the Lubbock Learning Lab, rooted in the South Plains Region of the Texas panhandle, piloted the Healthy Fluid Milk Incentive Program, and implemented Double Up Food Bucks at local grocery stores and farmers markets. Seated in our state's capital, the Austin Learning Lab continued to strengthen local and state partnerships and encouraged the implementation of alternative service models in both rural and urban school districts, while the Waco Learning Lab targeted hunger on college campuses in the Heart of Texas Region through the creation of a Hunger Free Community Coalition on Baylor University's campus. In the West Texas Region, the San Angelo Learning Lab spearheaded privately-

funded summer programs in rural communities, creating a toolkit for other regions to replicate their work.

In serving 144 of the 254 counties in Texas, we recognize that communities differ and that what works in one context may not work in another. Given our support of 30 Hunger Free Community Coalitions and partnerships with hundreds of school districts and meal providers, we are committed to collaborative modification and scalability of our cultivated practices across the diverse landscapes we serve. With this dedication, our goal is for the work of our Learning Labs to expand across the state and nation in the pursuit of more impactful and equitable anti-hunger work. We are determined to discern how to implement best practices in every community, whether urban or rural or somewhere in between. It is this curiosity and determination that makes our team stand out, and we are immensely proud of their work that you will learn about in the following report.

As always, we are incredibly thankful that the Walmart Foundation has entrusted us with the privilege of partnering together to strengthen our communities and working to ensure that everyone has the resources they need to thrive.

Thank you!



Jeremy K. Everett, Executive Director



Kathy J. Krey Ph.D., Senior Director of Research and Administration

INTRODUCTION

Through detailing the activities, insights, and learnings that the Walmart Foundation funded our seven Learning Labs (*LLs*; see *Acronym List in Appendix A*) to cultivate from 2018 to 2021, the following report highlights our most recent regionally tested hunger solutions and resulting best practices (see *Learning Lab Best Practices in Appendix C*). With over 20 years of experience in anti-hunger work, our 16 LL staff members serve to collaborate with communities to learn and address local needs. Some staff focus on child hunger, working to expand the awareness, use, and quality of hunger programs. Others focus on Hunger Free Community Coalitions (HFCCs), providing support through serving in coalition leadership or otherwise working to build and sustain coalitions by offering consultations. While foci differ based on geographies and demographics, LL staff unite in their shared goal of equipping communities with improved approaches to addressing local hunger.

To compile this report on LL work, the Baylor Collaborative on Hunger and Poverty (BCHP) research team conducted three cycles of surveys from 2019 to 2021 and 13 culminating in-depth interviews in 2021 with LL staff. Selected based on their role and employment duration, 13 staff participated in individual hour-long interviews guided by a pre-determined set of 22 questions on service area demographics, programs, partnerships, and data use. The BCHP research team held all interviews virtually on Microsoft Teams, which provided recordings and transcriptions with participant consent. After initial interviews, the BCHP research team emailed additional questions and requested follow-up interviews with three LL staff to clarify the timelines and impacts of activities.

The BCHP research team thematically analyzed the gathered data based on the primary interest areas of LL work conducted to answer region-specific research questions, serve in child hunger work, and support HFCCs. To contextualize findings in these areas, the BCHP research team compiled population data from the US Census American Community Survey (2015-2019), poverty and income data from the US Census Small Area Income and Poverty Estimates (2019), and federally-funded program participation data from the Texas Department of Agriculture (TDA). To confirm findings, the BCHP research team reviewed documentation of internal activity in Salesforce as well as LL-provided materials, such as newsletters, reports, surveys, and privately-funded program participation spreadsheets. As a result, the following report shares regional demographics and provides a high-level overview of work related to specific research questions, child hunger work, and HFCCs. Given the varied and complex nature of the work of our dedicated LLs across the state as they build the capacity of entities connected to anti-hunger work, the Learning Lab Assessment serves to highlight specific work and activities rather than to comprehensively outline all activities conducted from 2018 to 2021.

AUSTIN LEARNING LAB CENTRAL TEXAS REGION

DEMOGRAPHICS

The Austin LL serves four urban and 10 rural counties in the Central Texas Region. The median county population is 33,643 (county range 4,889 to 1,226,805; region total 2,311,206). Racial demographics include 77.1% White, 7.0% African American, 5.4% Asian, 0.1% Native Hawaiian or Pacific Islander, 0.5% American Indian or Alaskan Native, 6.5% other, and 3.5% two or more races. 31.5% of the population is Hispanic.

The median county estimated poverty rates for children aged 0 to 17 is 16.2% (county range 6.5% to 34.4%). The median county estimated poverty rates for all ages is 10.9% (county range 5.4% to 20.7%). The median county household income is \$62,411 (county range \$46,061 to \$94,899).

PRIMARY RESEARCH QUESTION

How will replicating the Excellence in Summer Meals Campaign in rural areas impact the number and quality of summer meals served?

Utilizing BCHP's model of testing proven anti-hunger strategies across various contexts, the Austin LL replicated the Dallas LL's [Excellence in Summer Meals Campaign](#) (ESMC), modifying the original program to include both urban and rural communities. Through ESMC, BCHP offered summer meal sponsors a free evaluation of program operation, quality, and accessibility. In result of the evaluation, participating sponsors received a rating of gold, silver, bronze, or unrated based on the Food Research and Action Center's (FRAC) national standards for summer meal service. Then BCHP staff met individually with sponsors to review their personalized evaluation and rating. After piloting the program in 2017, the Austin LL saw three years of growth in the number of urban and rural ESMC applicants and in the total meals distributed by sponsors rated at the gold, silver, and bronze level. The number of sponsors grew from two in 2017 to four in 2018 and seven in 2019, representing an expansion to four counties and 97 meal sites. Contributing to more than 40% of the total summer 2019 meals served in the Central Texas Region, ESMC-participating sponsors provided 295,676 meals to children in summer 2019. In summer 2020, the sponsors served 1,265,081 meals, a substantial 328% increase to meet the heightened pandemic-related need.

Through implementing ESMC in rural areas, the Austin LL positively impacted the number of summer meals served. The rural school districts of Bastrop Independent School District (ISD) and Smithville ISD participated in ESMC in 2018 and 2019, and Hays Consolidated Independent School District (CISD) participated in 2019. From 2018

to 2019, Bastrop ISD saw a 2,581 increase in summer meals served, while Smithville ISD served 132 fewer summer meals. These outcomes are especially significant as many other sponsors across the state noted significant decreases in the number of meals served in 2019 due to more stringent site and meal regulations from the Office of Inspector General. With heavy influence from pandemic-related changes in program formats and increases in need, all three rural school districts served more meals from 2019 to 2020: Hays CISD showed a 482% increase in meals served, Smithville ISD had a 194% increase, and Bastrop ISD had a 97% increase.

In addition to increased meals served, the Austin LL also noted that the ESMC-participating rural school districts greatly enhanced the quality of meal service. Every participating district introduced more educational activities, such as scratch-made recipe demonstrations and “Eat the Rainbow” taste tests, encouraging children to eat healthy foods in a variety of colors. Smithville ISD hired high school students to lead Science, Technology, Engineering, and Mathematics (STEM) activities while delivering meals to rural apartment complexes, demonstrating a best practice in utilizing resources to deliver food to children in compelling and engaging ways. Further, participating school districts implemented more variety in meals by offering both hot and cold meal options. Bastrop ISD and Hays CISD also switched their food service provider to Southwest Foodservice Excellence, who utilizes menu development techniques to diversify meals. Additionally, Smithville ISD boosted food item variety by incorporating produce from a student-run school garden, paving a pathway for innovative meal sourcing that other rural school districts can follow, especially those in farming communities. Altogether, the Austin LL learned that the number and quality of meals strengthen during and, more markedly, after school district participation in ESMC as sponsors continuously integrate actionable feedback to enhance how they operate summer meal programs.

CHILD HUNGER WORK

In addition to ESMC, the Austin LL served children in the Central Texas Region through partnerships with local school districts. These collaborations helped implement innovative programs like alternative service models (ASMs) for school breakfasts and cultivated best practices for afterschool and summer meals.

The Austin LL continued to work with counties and school districts in the Central Texas Region who had waived out of providing summer meals for economic or logistical reasons. For example, some small rural school districts reported that the students do not have the capacity to come to campuses for summer meals and the school districts do not have the staff, transportation, or funds to bring the summer meals to the students. Through efforts of the San Angelo LL, BCHP found that direct summer meal delivery programs like [Meals-to-You](#) (MTY) are much more effective in serving summer meals to children in rural areas.

Additionally, the Austin LL helped school districts increase meal participation through breakfast ASMs. Knowing the financial barriers to implementing ASMs, BCHP staff applied for and were awarded a grant of over \$15,000 through Albertsons and No Kid Hungry’s *Hunger Is* campaign. BCHP staff used these awards to provide school districts with funds to offset ASM start-up costs, such as purchasing grab-n-go breakfast

carts. Implementing ASMs proved to be an immense success in the Central Texas Region, where school breakfast participation grew by at least 50% in the first year of implementation and by 75 to 100% in subsequent years.

The Austin LL also found that it is critical to utilize key relationships with school district staff to connect them with school districts whose ASMs improve the quality of their meal service and, subsequently, increase student participation.

One prominent example of an ASM that demonstrated significant growth in school breakfast participation is Breakfast in the Classroom (BIC), which is utilized by Austin ISD, Elgin ISD, and Lockhart ISD at their high school campuses. This resulted in 69.2 eligible Austin ISD students, 78.9 eligible Elgin ISD students, and 100.5 eligible Lockhart ISD students participating in school breakfast for every 100 students participating in school lunch during the 2019-2020 school year. While the Austin ISD participation rate narrowly misses FRAC's national goal of 70 eligible students participating in breakfast for every 100 participating in lunch, the participation rate represents a 10.4% increase from 2017 to 2018, which suggests steady progress toward FRAC's goal.

Additionally, these school districts offer grab-n-go options for students who do not participate in BIC. The grab-n-go model works well at high school campuses across the state because students may miss traditional school breakfast before the bell due to late arrivals. The Austin LL learned that high school students can responsibly eat food while walking to or sitting in their classroom without adding extra burden to teachers. In the Central Texas Region, Hays CISD and Bastrop ISD implemented a grab-n-go option at the high school level with protein smoothies, yogurt parfaits, and build-your-own breakfast sandwiches. This ASM proved popular with the students and resulted in a near 24% increase in each school district's breakfast-to-lunch participation ratio from the 2018-2019 to 2019-2020 school year (24.2% increase and 23.5% increase, respectively).

HUNGER FREE COMMUNITY COALITION WORK

Forming and strengthening HFCCs in the Central Texas Region continues to be an asset to communities with active coalitions. The Austin LL works with several HFCCs serving six counties in their region: [Boerne Community Coalition](#), [Hunger Free Communities – Bastrop County](#), [Burnet County Hunger Alliance](#), [San Antonio Food Policy Council](#), and Hunger Free Williamson County. The Austin LL is also in the planning stage for a new HFCC in Hays County. Additionally, the Austin LL worked with a now-defunct HFCC in Lockhart, which became a significant learning experience. The coalition launched to fill identified child hunger gaps, specifically by opening summer meal sites in locations around the community such as mobile home parks, food banks, and public parks and pools, where transportation was a barrier to accessing campus sites. Then personal and medical emergencies presented HFCC leadership with barriers to continuing their roles, causing the HFCC activity to lose momentum. As a result, BCHP learned the need for contingency plans to replace key stakeholders in the event of a vacancy. BCHP staff plan to amend BCHP's [Toolkit for Developing and Strengthening HFCCs](#) to address this lesson learned.

Alongside their work with local coalitions, the Austin LL sought to create, strengthen, and maintain active partnerships with both national and state organizations located in the Central Texas Region. Located in Texas' capital, the Austin LL has the unique opportunity to work closely with TDA representatives as well as staff from No Kid Hungry, Central Texas Food Bank (CTFB), and the United States Department of Agriculture (USDA). BCHP began a formal, legal partnership with TDA in 2013 with the purpose of working collaboratively for five years to increase summer meals. The Austin LL maintained and strengthened this relationship and worked closely with TDA to share data, answer questions, and build trusting relationships. The strong partnership with the local TDA and USDA representatives allowed the Austin LL to better support the Central Texas Region, as well as other LLs around the state. These partnerships were especially crucial during the pandemic, where pre-existing relationships allowed BCHP to interpret and communicate legislation changes in real-time.

HIGHLIGHTED WORK

Through working with eight local school districts – Smithville ISD, Marble Falls ISD, Round Rock ISD, Lockhart ISD, Bastrop ISD, Lee ISD, Burnet CISD, and Leander ISD – the Austin LL cultivated an effective model to increase the ease of summer meal program participation by following the best practice of bringing the food to the kids, rather than bringing the kids to the food. When school districts serve on-campus summer meals past the school year's bus service date, households without adequate transportation, or children home alone, cannot easily access summer meals. Rather than advocating to bus children to and from school campuses during the summer, which often requires additional funds for drivers, gas, and bus maintenance, the Austin LL discovered the best solution is for school districts to deliver meals to congregate sites near areas where a considerable number of eligible children live, such as directly to picnic tables outside an apartment complex. This alleviates the burden of transportation from parents and caregivers.

To enhance the quality of the program, the Austin LL facilitated partnerships between school districts and HFCCs so that the coalitions can supply volunteers and provide enrichment programming, which is an added benefit as it offers children educational activities during school breaks. The coalitions take ownership of their sites, which reduces the input costs for school districts for serving summer meals. In result, this expands access to summer meals while also providing school districts with a more financially tenable model for operating accessible summer sites than bussing children to and from campus. This model has been particularly effective in partnership with faith community programs and public libraries. Partnering school districts with HFCCs in this way is also easily modifiable based on the capacity and commitment available from the coalitions. For example, in Bastrop, the HFCC volunteers simply provide activities and count and claim meals for the sponsor, while in Burnet County, the HFCCs also pack and give out food. While this model is especially successful in rural communities that face heightened summer meal site access barriers, any school district can successfully serve summer meals to more kids by partnering with HFCCs.

DALLAS LEARNING LAB NORTH TEXAS REGION

DEMOGRAPHICS

The Dallas LL serves four rural and 13 urban counties in the North Texas Region. The median county population is 131,014 (county range 12,878 to 2,606,868; region total 7,796,104). Racial demographics include 69.1% White, 15.6% African American, 6.6% Asian, 0.1% Native Hawaiian or Pacific Islander, 0.5% American Indian or Alaskan Native, 5.2% other, and 2.9% two or more races. 28.2% of the population is Hispanic.

The median county estimated poverty rates for children aged 0 to 17 is 15.9% (county range 6.5% to 26.2%). The median county estimated poverty rates for all ages is 11.0% (county range 4.8% to 17.2%). The median county household income is \$66,538 (county range 47,091 to 105,763).

PRIMARY RESEARCH QUESTION

How will expanding the activities and scope of the North Texas Summer and Supper Council impact community food access?

[The North Texas Summer and Supper Council](#) (NTXSSC) is a group of innovative and passionate non-profit organizations that contract with TDA to provide meals for children outside traditional school hours. Membership consists of organizations with varying backgrounds in child nutrition programming. The NTXSSC provides a collaborative community which establishes goals that seek to improve levels of program quality and cohesion. The council works to connect school districts to sponsors in order to share resources, grants, waiver updates, and other districts that are doing similar work. It is comprised of 38 members and employs a co-chair model of governance. The leadership team meets monthly during the school year, serves in two-year terms, and is responsible for setting the agenda for the meeting and guiding the council. The NTXSSC meets quarterly. The council has found that it is best to have diverse organizations in leadership to bring balance and hear from both school districts and sponsors.

A significant contribution of the NTXSSC was the discovery that many summer feeding sites were clustered in high-needs areas, which was creating service gaps in other areas. The council was able to restructure the site map to ensure that more children had access to a meal site in close proximity to their home. Additionally, the council has seen a decrease in sponsor competition since the creation of the NTXSSC. The Dallas LL has witnessed a shift from sponsor competition to sponsor collaboration in order to ensure that sites in high-need areas are sustained. For example, the North Texas Food Bank shared their site list with the NTXSSC after being unable to continue sponsoring meals. The council was then able to ensure that all of the 67 sites on the list were adopted by a new sponsor.

The NTXSSC also supports its members by annually awarding select members with mini grants that bolster equity work by focusing on areas that lack meal service. With nearly \$35,000 total awarded funds from 2019 to 2021, the NTXSSC generally provides grants to implement best practices like food quality, marketing, outreach, and education. Due to the COVID-19 pandemic, many summer 2020 grant recipients utilized the funds to purchase personal protective equipment, like masks and gloves, due to high need.

CHILD HUNGER WORK

The Dallas LL addressed the issue of child hunger through implementing the ESMC, which helped school districts establish ASMs, connected districts and sponsors with each other to support maximum meal participation, and built strong community support and involvement in feeding children. ESMC was developed using FRAC best practices, which produces a comprehensive score for each summer meal sponsor - unranked, bronze, silver, or gold. BCHP staff evaluated meal service and then consulted with sponsors, provided a personalized report, identified gaps, and set goals for the next year. Some of these consultations resulted in schools moving from unranked to gold within a two-year timespan.

Prior to beginning the ESMC, many North Texas meal sites experienced the challenge of unsafe service practices, which led to a distrust in the program from many community members. After ESMC was implemented, new guidelines were established, which raised the standards and set a precedent for meal site sponsors. The Dallas LL has seen renewed community trust in meal programs through ESMC.

In the first year of the program, five sponsors participated. By 2019, the program had 32 sponsors, 28 of which were recognized for high achievement. ESMC expanded beyond the Dallas metroplex and into more rural communities like Mineral Wells ISD. Due to the COVID-19 pandemic, ESMC was not active in the 2020-2021 school year, but school districts sent numerous participation inquiries and reported enjoying their experience and appreciating the technical assistance that the program offered. The Dallas LL plans to expand the program statewide and to find ways to incorporate community gardens and nutrition education in future ESMC iterations. Overall, ESMC has led to less competition and more collaboration between North Texas summer meal sponsors, and strategic utilization of the NTXSSC.

The Dallas LL also assisted in implementing ASMs for breakfast through connecting school districts with grants, community resources, and other districts who are successfully operating ASMs. They were initially able to assist Richardson ISD and Irving ISD in procuring grants to expand BIC for five schools. Serving BIC worked so well for Richardson ISD, who enrolls just under 40,000 students, that they expanded the program to 17 schools.

The Dallas LL provided training and presentations to teachers and principals to explain the importance of meal participation and the strong alternative breakfast programs in the area. They utilized the [Texas School Breakfast Report Card](#) from BCHP's [Hunger Data Lab](#) (HDL) and No Kid Hungry's district participation data to create compelling visual documents that highlight the impact of breakfast participation on academic performance and attendance for students, and how elevated

reimbursements make school meal programs more financially sustainable for districts. This takes pressure off child nutrition directors and demonstrates to them that BCHIP is supporting them and advocating for their work.

For out-of-school meals programs, TDA recommends that any entity wanting to become a meal sponsor first serve as a site under an existing sponsor. This has proven to be a challenge in recruiting new sponsors. Even so, the Dallas LL has built a network of over 200 sponsors. One best practice they found for supporting sponsors is to partner them with organizations that can provide supplemental assistance for enrichment programs at meal sites. An example of this has been the American Heart Association donating jump ropes and consulting on health-related programs at summer and afterschool meal sites. These supplemental enrichment activities serve both to enhance the experience of children participating, as well as to increase meal participation.

Equitable access to meal programs continues to be a point of emphasis for the Dallas LL. They have found that even when a meal site is near a household, the interstate highway system often stands between communities of color and those resources. At times, this means that children would need to cross eight lanes of traffic to access meal sites less than one mile from their homes. Because of this, the Dallas LL has utilized their vast network of over 200 partners to fill these service gaps by relocating site locations to provide more equitable access for all children.

This strategic utilization of partnerships has also shown success in on-campus afterschool meal programs. In 2019, the Dallas LL worked with Wilshire Baptist Church to donate a yearly community-missions offering to fund an additional teacher for an afterschool enrichment program at a local school. This partnership allowed the school to expand the program to an additional 30 kids who were on a waitlist, thus increasing the number of meals they were serving. Though the COVID-19 pandemic paused this partnership, Wilshire continues to be engaged and has shown interest in supporting these programs in other ways, such as funding transportation and providing their own enrichment activities for afterschool and summer meal sites. In addition, the Wilshire partnership inspired the American Heart Association to begin gathering other partners to replicate this model. The Dallas LL is confident that these innovative ways to engage faith communities and corporate sponsors in increasing meal access to kids can be replicated in other regions.

HUNGER FREE COMMUNITY COALITION WORK

The Dallas LL worked with several HFCCs to implement programs, host summits, and target hunger in the North Texas Region. Serving six total counties, these HFCCs include: [Dallas Coalition for Hunger Solutions](#), [Johnson County Hunger Coalition](#), [McKinney Hunger Free Coalition](#), [Smith County Food Security Council](#), [Tarrant County Food Policy Council](#), and Team 76104.

The Dallas Coalition for Hunger Solutions (DCHS) consists of a Leadership Team, as well as teams focusing on Senior Hunger, Faith Communities, Urban Agriculture, Child Hunger, and Policy. The Senior Hunger Team completed the [Senior Hunger Community Assessment](#) in 2018. From this tool, they learned that over 20,000 seniors were eligible for Supplemental Nutrition Assistance Program (SNAP) but were not receiving the benefits due to several factors that include stigma surrounding the use

of SNAP, asking for help, misinformation regarding eligibility and application process, and transportation barriers for those who are required to apply in an office because of technology challenges in applying online. As a result, the team created [Eating Well is a SNAP](#) (EWS), a program that provides nutrition education regarding purchasing, storing, and preparing food in both economical and healthy ways. They present the program to seniors and provide SNAP navigators to meet with interested applicants to assist with the process. They inform seniors to come prepared with required documents so that they are able to apply with the SNAP navigators, who walk them through the process. The coalition adjusted the program during the COVID-19 pandemic by working with partners to build an online format that included home meal delivery, virtual bingo, nutrition education, and SNAP enrollment.

The DCHS Faith Team connects congregations with anti-hunger organizations who need volunteers, funding, resources, and expertise in various areas. They published the [5th Hunger Solutions for Faith Community Toolkit](#). This team served 176 households in various capacities from July 2020 to 2021.

The Urban Agriculture Team for DCHS creates local food production opportunities and annually measures and evaluates new garden additions, sustainability, and produce use. They have seen a 5.2% increase in the number of gardens in the North Texas Region. Additionally, they host trainings like the Getting Your Garden Ready virtual workshop, which had 82 participants, and the 4th Seeding Dallas workshop, which had 17 participants.

The DCHS Policy Team is involved in both education and advocacy activities. They hosted three forums in 2021 including Medicaid Expansion – Food and Financial Security, which had 127 participants, Child and Adult Care Food Program (CACFP) Awareness with 66 participants, and Transportation and Food Insecurity: Rethinking Transportation’s Role in Accessing Nutritious Food with 102 participants.

The Dallas LL hosts an annual summit that has become a significant event for the anti-hunger community in North Texas. With the COVID-19 pandemic shifting the summit from in-person to online, the event has expanded to include participants from across the country. The 2020 summit drew 441 attendees, with 366 attending in 2021. Both the in-person and virtual summits provided space for individuals and organizations to connect with resources, build partnerships, and learn best practices for improving their work.

HIGHLIGHTED WORK

The Dallas LL nurtured partnerships by promoting the work of individuals and organizations, being prompt, creative, and relevant in all communication, and including others in their decision making. These community partnerships have been especially crucial during the COVID-19 pandemic. An example of how this has been successful was when supply chain issues were creating procurement challenges for local school districts in the North Texas Region. In addition to difficulties in purchasing food, other supplies like plastic cutlery were in short supply. Through partnerships with members of faith communities, the Dallas LL was able to utilize another aspect of pandemic shutdowns—more people ordering takeout meals, and thus receiving an excess of plastic cutlery—and

redirect those supplies through donations to local school districts. This allowed schools to continue serving hot lunches while waiting for supply chain issues to resolve.

Additionally, the Dallas LL plans to support afterschool meal programs by connecting sites with sponsors, creating a disaster resource guide with best practices for districts during crisis situations, expanding work with community gardens and nutrition education, replicating work the Houston LL has done with a marketing consultant, and expanding the grab-n-go breakfast model to 24 additional middle schools in the region.

HOUSTON LEARNING LAB SOUTHEAST TEXAS REGION

DEMOGRAPHICS

The Houston LL serves 13 urban and 14 rural counties in the Southeast Texas Region. The median county population is 48,913 (county range 13,914 to 4,646,630; region total 8,009,731). Racial demographics include 66.5% White, 17.2% African American, 7.0% Asian, 0.1% Native Hawaiian or Pacific Islander, 0.4% American Indian or Alaskan Native, 6.4% other, and 2.4% two or more races. 35.2% of the population is Hispanic.

The median county estimated poverty rates for children aged 0 to 17 is 20.9% (county range 7.4% to 28.3%). The median county estimated poverty rates for all ages is 14.4% (county range 6.6% to 22.8%). The median county household income is \$55,607 (county range \$42,633 to \$101,361).

PRIMARY RESEARCH QUESTION

What activities occur in successful “Keep Summer Going” and “High School Breakfast After the Bell” campaigns?

In recent years, the Houston LL had significant success with their Keep Summer Going Campaign, which began as a partnership between them and local school districts as a way to close the meal gap between the times when summer school ended and the academic year began. Districts identified their greatest challenge as the “July drop-off” when participation in summer meals decreased drastically after summer school ended due to lack of awareness of, and transportation to congregate, non-campus meal sites. In order to maximize participation in summer meal programs during these summer months and ensure that kids were not going hungry, the Houston LL created communication materials that were sent home with students. These materials explained which meal site locations were closest to the students’ homes and how they could receive meals even after summer school ended. These flyers included maps and addresses of the meal sites and were customized for each individual campus.

Though BIC has been a key element in increasing participation in school breakfast at the elementary level, implementing High School Breakfast After the Bell in Houston has been a challenge. Breakfast After the Bell, or Second Chance Breakfast, is a grab-n-go option served between first and second period and is an ideal model for high school students who may arrive too late for traditional breakfast in the cafeteria. It has proven to significantly increase breakfast participation in school districts where it has been implemented. For example, between the 2016-2017 and 2018-2019 school years, Galena Park ISD, with a student population of over 20,000, saw an increase of more than 100% of average daily participation in school breakfast by all students. Child Nutrition Director, Brian Aubin, credits leadership from the top of the district with this

incredible feat. “The Superintendent led the way, asking every campus principal to support breakfast participation,” Aubin said. The result is that every lower campus receives BIC, and in the high school, grab-n-go carts move from classroom to classroom to offer reimbursable meals to each student. In addition to the massive increase in total students participating in school breakfast, the ratio of free and reduced price (FRP) eligible students participating in lunch who also participated in breakfast increased by 40%.

The Houston LL continues to work with districts who are hesitant to implement ASMs. They have taken some of these district personnel to visit and observe McAllen ISD, which has successfully implemented Breakfast After the Bell. Visits such as these are intended to overcome the objections of school administrators, whose buy-in is essential to successfully implement these innovative programs.

CHILD HUNGER WORK

In addition to the Keep Summer Going Campaign and High School Breakfast After the Bell initiatives, the Houston LL worked closely with school districts during the COVID-19 pandemic to meet the challenges associated with school closures. In the early weeks of the pandemic, when Houston schools, like others around the nation, moved to virtual learning models, the need arose to ensure that students continued to have access at home to the free meals they were receiving on campus. As the district set up curbside meal delivery sites, the Houston LL worked with them to map out ideal locations, recruit volunteers, and educate families on the safest and most effective ways to access these sites. When it became clear in fall 2020 that schools would remain closed, the Houston LL mobilized to create an easy-to-use website, freemealshouston.com to support households in finding meals for families throughout the school year (*see freemealshouston.com - Images 1-10 in Appendix B*). The website was updated daily to ensure accuracy and included an interactive map where families could find meal sites and other available resources. The website included an outreach guide for districts to support the campaign (*see Free Meals Houston – Outreach Media Packet in Appendix B*). All materials were in English and Spanish. Social media promotion of the campaign reached over 100,000 individuals. Additionally, the Houston LL created an outreach packet for school districts and community partners to provide information on the Free Meals Houston Campaign as well.

Another resource the Houston LL utilized to assist students during school closures was the USDA Pandemic Electronic Benefit Transfer Program (P-EBT). The P-EBT program provided funds to be used for the direct purchase of food by families for children to access meals. As the details and implementation procedures for this program were complicated, the Houston LL provided technical expertise to districts to help translate guidance coming from the USDA and TDA. The Houston LL created a P-EBT taskforce to help identify students who were eligible for the benefit but not accessing it and worked with districts to register these kids. The result of this work was that the percentage of qualifying enrollment increased from 65% in June 2020 to 91% in August 2020 for a total of 685,575 children enrolled in the greater Houston area (*see P-EBT Data Graphic in the Appendix B*).

As schools began reopening in the fall of 2020 and into 2021, the Houston LL continued their work to encourage school districts to utilize the CACFP-At Risk to feed students during their afterschool programming. Resistance to this by district personnel is a continual challenge, but the Houston LL is persistent in educating districts on the impact it can have. Since any child can access afterschool meals offered during an enrichment activity, regardless of whether they are enrolled in the activity, one Houston campus was able to open meals to all their students because of an activity that enrolled 30 students. These stories became a model used to encourage other campuses to implement CACFP.

HUNGER FREE COMMUNITY COALITION WORK

The Houston LL exemplified the key components of coalition work – getting people from across a community, who represent the community, to meet needs and fill gaps of the community. BCHP staff served in a consulting role to encourage coalitions to think about the value and importance of using data and needs assessments to inform their actions, all while building diverse relationships within the community. Inclusion of diverse community voices is critical to the work of the Houston LL and their coalitions. To gather these voices, HFCCs in the Southeast Texas Region utilized surveys, interviews, and in-person meetings.

Serving four total counties, the Houston LL coalitions include: [Health and Hunger Solutions for Brazoria County](#), [Houston Food System Collaborative](#), [OST/South Union Health Improvement Partnership](#), and [Washington County Food Security Network](#). The Houston LL also supports the [Sun City Hunger Relief Coalition](#) outside the region in El Paso County. These coalitions were critical in helping the Houston LL spread the word and disseminate information regarding P-EBT. Additionally, the Houston LL worked diligently to build and maintain strong relationships with and among their community partners. BCHP staff networked with a variety of entities across the Southeast Texas Region. For example, prior to BCHP's intervention, Houston ISD, who is the second largest provider of summer meals in the nation, had no relationship with the Houston Parks and Recreation Department, even though the department hosted more summer meal sites than any other organization in the city, and their office was only four miles from the Houston ISD offices. The Houston LL recognized the importance of a working relationship between Houston ISD and the Houston Parks and Recreation Department and brought the two organizations together for a meeting. They were able to communicate and collaborate about summer meals and are now successfully feeding more kids in the Houston area than before.

The Houston LL believes firmly in the best practice of relationship building and networking in order to better ensure that more people have their nutrition needs met. These relationships helped to fill the gaps of service that have been identified through productive collaboration. One way the Houston LL has been successful in cultivating these relationships in the Southeast Texas Region included hosting strategy meetings with representatives from every organization that had a stake in child hunger work. Prior to the pandemic, these meetings were held once or twice a year. However, the Houston LL centered the voices of the participants to guide their work, and the resounding message was that they wanted to meet more often to discuss policies,

waivers, and other changes happening due to the COVID-19 pandemic. This led the Houston LL to host more than five meetings in 2020-2021 with area school districts, community sponsors, Texas Education Service Center regional staff members, representatives from USDA, TDA, the American Heart Association, the Judge's Office, the Mayor's Office, No Kid Hungry, and DairyMax. The goal of these meetings was to bridge gaps and build relationships among the people who are working to feed children in the Southeast Texas Region and to raise awareness of policy implications, such as the importance of waivers issued by the USDA.

HIGHLIGHTED WORK

One of the most common challenges school districts across the state of Texas are currently facing is inadequate staffing. The Houston LL sought to help districts meet this need through the creation of the Pasadena ISD hiring pilot, which was designed in fall 2021 to assist school districts in overcoming their staff shortages (*see Pasadena ISD Hiring Pilot Proposal in Appendix B*). BCHP staff discovered that Pasadena ISD had 100 vacancies in their nutrition department, which had become a direct barrier to providing effective food service to the students in the district. The Houston LL used the pilot to test whether social media advertisements, as well as direct messaging to a Spanish-speaking audience, would have an impact on the number of people in the Pasadena area that apply for a job in the nutrition department. Without adequate staff, districts are unable to implement ASMs for breakfast, such as BIC and Breakfast After the Bell. As documented in the Texas School Breakfast Report Card, ASMs are critical to ensuring that the maximum number of students have access to a healthy breakfast to start their school day. To conduct this pilot, the Houston LL identified and outlined barriers that the district may be facing, such as low wages, complicated hiring process, and application documents that did not account for non-English speaking applicants. After this, the Houston LL ran a series of social media advertisements that reached over 16,000 potential applicants.

It is too soon to adequately evaluate the program with Pasadena ISD, but early data is promising. Through the program, the district has received 38 applications and 56 phone calls. The Houston LL continues to work closely with the district to identify future improvements for the program, such as including job responsibilities and describing the application process in the social media posts.

LUBBOCK LEARNING LAB WEST TEXAS, SOUTH PLAINS REGION

DEMOGRAPHICS

The Lubbock LL serves one urban and 30 rural counties in the West Texas Region. The median county population is 6,070 (county range 98 to 304,808; region total 604,409). Racial demographics include 83.8% White, 5.9% African American, 1.3% Asian, 0.1% Native Hawaiian or Pacific Islander, 0.9% American Indian or Alaskan Native, 5.2% other, and 2.9% two or more races. 41.8% of the population is Hispanic.

The median county estimated poverty rates for children aged 0 to 17 is 22.0% (county range 10.2% to 33.6%). The median county estimated poverty rates for all ages is 16.0% (county range 7.1% to 24.2%). The median county household income is \$51,094 (county range \$38,613 to \$88,487).

PRIMARY RESEARCH QUESTION

What is the process to get nutrition incentives at farmers markets and rural grocers adopted and utilized?

The most significant and effective program for supporting local farmers markets and rural grocers in the South Plains region, as well as for providing access to fresh fruits and vegetables to qualifying families and individuals, has been the [Double Up Food Bucks](#) (DUFB) initiative. The program operates by providing a dollar-for-dollar match when SNAP participants use their SNAP benefits to purchase fresh produce at local farmers markets and select grocery stores, up to \$20 a day. In partnership with the local coalition, the success of this program has been monumental, with a \$200,000 increase in redemptions from 2018 to 2020. These results are especially notable in a region that has often shown resistance to federal programs. Gains in the DUFB program continued through the first six months of 2021, with a total of \$7,000 distributed back into the local economy through farmers markets in in Lubbock, Wolfforth, Plainview, and Tulia during that time, compared to \$4,100 during the entirety of 2020. Similar gains occurred at grocers who operate DUFB during the first half of 2021, with 3,500 SNAP eligible families distributing over \$96,000 in additional benefits into the Brownfield, Dimmitt, Littlefield, and Lubbock communities. Equitable access to DUFB is also priority for the Lubbock LL. The LL worked with a local farmer to host a monthly pop-up market at a community garden in an area identified as a food desert where transportation to grocery stores is a barrier to accessing fresh produce. This pop-up market provided an opportunity for the community members to use SNAP on locally grown food from community gardens and local farmers. BCHP staff found that it is best to work with local producers directly in order to meet their needs and maintain participation in the program.

Several lessons have been learned through the DUFB program, particularly during the COVID-19 pandemic, which brought a heightened sense of awareness of and

participation in available programs for eligible participants. In addition, supply chain disruptions reiterated the importance of local food systems in these rural communities. Important insights from operating this program include: the importance of offering the DUFEB program at multiple locations; automatic participation without unnecessary “opt-in” procedures; and the need for a DUFEB program coordinator, who was hired in 2020. This coordinator facilitated relationships between local grocers and community partners to maximize participation in the program. The Lubbock LL also found that working directly with local farmers to educate them on the program is the best way to ensure their participation and support. As a result of this program, local farmers have increased their support of federal nutrition programs, like SNAP.

CHILD HUNGER WORK

The Lubbock LL built and maintained solid relationships with Lubbock ISD and works closely with their school nutrition director, who is also the local HFCC child nutrition chair. Lubbock ISD is utilizing best practices for ASMs by offering BIC for all elementary and middle school students and implementing grab-n-go for high school students, which works best for this age group because many of the students drive to school and arrive too late to participate in a traditional school breakfast. Strong relationships with BCHP staff led to Lubbock ISD showing increasing interest in implementing ASMs and increasing afterschool enrichment programs where meals can be served through CACFP. Additionally, through support from the Lubbock LL, Lubbock ISD is over 75% participation in Community Eligible Provision (CEP) and the Lubbock LL has seen a large uptick in participation in CEP and other nutrition programs.

The Lubbock LL worked to find equitable solutions for feeding children in the West Texas, South Plains Regions by identifying the highest need communities and service gaps through combining data sources, such as No Kid Hungry’s targeted district lists and the Texas School Breakfast Report Card from the HDL. The Lubbock LL continues to work with school districts and community partners to develop relationships and implement best practices for combatting the challenges they face in their region. As noted with the DUFEB initiative, this area has seen low community engagement in federally funded programming, and BCHP staff has worked to present relevant and compelling data regarding participation in these programs, especially for child nutrition work. The Lubbock LL continues to engage their communities and focus on looking for solutions to challenges surrounding food access in the South Plains region.

HUNGER FREE COMMUNITY COALITION WORK

In addition to implementing nutrition incentives like DUFEB at local farmers markets and rural grocers, the Lubbock LL works alongside the [South Plains Hunger Solutions](#) (SPHS) HFCC to target hunger across nine counties in their region. Their HFCC is comprised of three action teams: the Double Up Action Team, the Child Nutrition Team, and the Hunger and Horticulture Team. The Double Up Action Team works to increase the program’s visibility and participation.

The Child Nutrition Team created a regional map of CACFP and summer meal distribution sites; utilizing the model of the Houston LL, modified for a more rural region. Additionally, this team provided support for Lubbock ISD's Chefs Community Council—a pilot program where local chefs hosted monthly meal demonstrations at schools, preparing recipes from locally produced ingredients. Each demonstration had a theme – such as summer kickoff, tailgate, Halloween, and Thanksgiving. This program received positive reviews and the Lubbock LL plans to expand it to other districts in their region.

The Hunger and Horticulture Team worked with local food providers and consumers to specifically target expanding community gardens in the region. This team partnered with both Texas A&M AgriLife Extension and Master Gardeners to learn and develop best practices as well as to host classes for community members.

The Lubbock LL saw an elevated level of interest in community gardens and planted several in the West Texas, South Plains Region. In partnership with SPHC, the HFCC secured a local grant for a rainwater retention system which significantly reduced input costs for maintaining gardens. Additionally, produce from the gardens was widely available to the community, and the garden space was used to advertise other programs such as DUFB and [Add Milk! Healthy Fluid Milk Incentive](#) (HFMI) at the garden and local markets. The Lubbock LL faced some challenges in sustaining the volunteer base at the gardens year-round, but they plan to partner with and involve Texas Tech graduate nutrition program students to ensure reliable and lasting support.

BCHP staff found that community gardens were crucial to feeding rural communities during the COVID-19 pandemic when supply chain issues left local grocery stores poorly and inconsistently stocked. The Lubbock LL partnered with the South Plains Food Bank to host mobile distributions and enhanced safety measures necessary for these events during a pandemic. COVID-19 also revealed the need to recreate the Senior Nutrition Team, a previous component of the SPHC. The goals of this team will be to utilize bus routes to take older adults in the community from senior centers to food banks to receive the resources available to them. Though they face challenges related to rural communities with small volunteer bases, Lubbock LL plans to partner with more interested community members to expand the HFCC in order to recreate this team and serve more older adults.

HIGHLIGHTED WORK

Building on the DUFB work funded by the Walmart Foundation, the Lubbock LL partnered with SPHS, the Tom Green County Hunger Coalition (San Angelo LL), Lowe's Food King grocery stores, and the USDA to pilot a new program: HFMI. A \$930,000 USDA grant funds this program which is open to SNAP participants at four stores in West Texas communities selected due to their range in size: Lubbock (population of 256,000), San Angelo (101,004), and Littlefield (5,843).

The program works by providing participants with a coupon when they purchase qualifying milk products with their SNAP Electronic Benefit Transfer (EBT) cards. The coupon is attached to the bottom of their receipt, and they earn a dollar for their next milk purchase with every dollar spent on milk. Participants can bring their coupon to the store and redeem it for additional qualifying milk products within 30 days. By

creating a one-for-one dollar match on healthy fluid milk purchases, the Add Milk! Program seeks to make it easier for SNAP recipients to purchase and consume milk for healthy lives.

To promote the program to SNAP households, the Lubbock LL supported over 60 outreach and media events, including local TV interviews and networking events with food banks, Texas Tech Health Sciences, Lubbock ISD, Health and Human Services Commission offices, libraries, coalitions, and the Parenting Cottage's SNAP nutrition education classes. The Lubbock LL utilized geographic housing market data to target low-income areas when conducting outreach activities, such as distributing materials and creating online social media advertisements.

After seeing unexpected low initial coupon redemption rates, the Lubbock LL supported program efforts to expand HFMI to a fourth Food King grocery store in Lubbock in September 2021. BCHP staff selected the location as its higher food insecurity, greater housing cost, and lower income rates suggested the area may have higher concentrations of SNAP households. Early redemption rates suggest higher coupon redemption rates in the fourth location.

MCALLEN LEARNING LAB SOUTH TEXAS, RIO GRANDE VALLEY REGION

DEMOGRAPHICS

The McAllen LL serves six urban and 13 rural counties in the South Texas Region. The median county population is 24,462 (county range 568 to 855,176; region total 2,252,171). Racial demographics include 90.5% White, 1.3% African American, 1.0% Asian, 0.02% Native Hawaiian or Pacific Islander, 0.3% American Indian or Alaskan Native, 5.6% other, and 1.4% two or more races. 84.6% of the population is Hispanic.

The median county estimated poverty rates for children aged 0 to 17 is 31.0% (county range 13.8% to 44.4%). The median county estimated poverty rates for all ages is 22.8% (county range 10.5% to 32.5%). The median county household income is \$44,444 (county range \$31,410 to \$68,349).

PRIMARY RESEARCH QUESTION

What does addressing hunger as a health issue look like in a border community?

Food insecurity along the Texas-Mexico border is directly related to poverty and a lack of access to affordable, nutritious food. According to the [State of Texas Children 2017](#), the Rio Grande Valley (RGV) has two of the country's 10 poorest metropolitan areas: McAllen-Edinburg-Mission and Brownsville-Harlingen. Sixty-eight percent of children in the RGV live in high-poverty neighborhoods, compared to 18% of children statewide. And the five poorest counties in Texas are located in South Texas – Cameron, Hidalgo, Starr, Willacy, and Zapata. One of the results of a poor diet is malnutrition caused by an overconsumption of inexpensive, highly processed foods, and an underconsumption of fresh fruits and vegetables. This can lead to obesity and other chronic health conditions like cardiac issues, bladder incontinence, and low respiratory capacity. The McAllen LL has received an increase in phone calls from school districts reporting these health challenges among their students. Communities in this region suffer from both food deserts – neighborhoods that lack access to fresh fruits and vegetables, and food swamps – neighborhoods that have an overabundance of fast-food restaurants and convenience store options. New cases of diabetes, heart disease, and liver disease are causing concern among healthcare professionals in the region and are resulting in a growing number of special meal requests for school nutrition directors. With this in mind, the McAllen LL took a multifaceted approach to addressing hunger as a health issue that included community gardens, school policy changes, and interventions in schools that encourage healthy eating.

The RGV witnessed a decline in SNAP enrollment since 2016, and low-income families are turning to local food pantries and TDA feeding programs in daycare centers, schools, afterschool meals, and summer meals to supplement their family food budget. Fewer SNAP dollars result in a binge-restrict cycle for children. This cycle consists of running out of money to purchase food before the end of the month and then, when

funding arrives with new benefits at the beginning of the next month, drastically increasing consumption of food. This cycle can also be seen at schools on Monday mornings when students participate in school breakfast after a weekend of inadequate caloric intake. The McAllen LL addressed hunger by strengthening the collaborative engagement of stakeholders through participation in coalitions that prioritize hunger and nutrition. These coalitions increased the capacity of local organizations to offer monthly food pantries, community gardens, and summer meals. BCHP staff also provided technical support for summer meal sponsors and prepared grant proposals for items such as kitchen equipment and food trucks for local school districts. They also provided educational presentations and ongoing support to school districts, nonprofits, and community partners in the South Texas Region. The impact of good nutrition, especially [participation in school breakfasts](#), has been shown to be critical for positive school attendance and academic performance.

CHILD HUNGER WORK

On average, school districts in the RGV have over a 70% participation rate in school breakfasts. High participation in breakfast and lunch allowed the McAllen LL to shift their focus from mere meal participation to healthy eating and exercise initiatives. The McAllen LL specialized in adaptable strategies for targeting child hunger through strong collaborations with community partners, modifying programs for optimal participation, and promoting equity in school meals.

In order to best serve the RGV Region in South Texas, the McAllen LL formed a partnership with the South Texas Juvenile Diabetes Association (STJDA) to implement a program each fall called [Stomp Out Diabetes](#). BCHP staff helped modify the curriculum for this program to include food and nutrition education alongside the pre-existing exercise component. The McAllen LL and STJDA launch this program each fall from September through December to include 19,000 elementary school students. Additionally, they expanded the program to include eight rural school districts. As part of this program, the McAllen LL launched a poster campaign to encourage elementary aged students to eat more fruits and vegetables. BCHP staff recruited and photographed current high school and junior high students eating fresh fruits and vegetables for promotional posters. The posters contained slogans like “Eat Smart. Be Smart.” to promote healthy food choices. The McAllen LL strategically chose to promote diversity and inclusion in this poster campaign by intentionally selecting students of various races, ethnicities, genders, abilities, and school activities for the posters. BCHP staff also assisted Weslaco ISD in applying for a \$5,000 grant from No Kid Hungry in October 2021, which they were awarded to fund their 2022 poster project.

Additionally, the McAllen LL utilized their strong relationships with school districts to implement a modified version of the ESMC that best works for the districts in the RGV Region. Rather than provide “grades” for the school districts, the McAllen LL assessed the summer meal programs and recognized the incredible work done by all the districts. BCHP staff provided a certificate to each district to encourage their work and boost morale. These modifications have proven effective in keeping strong relationships between the LL and school districts while also continuing to improve summer meals for kids.

The RGV Region of South Texas is a diverse community, and the McAllen LL continues to work to ensure that equity and inclusion of diverse peoples and cultures are at the forefront of ending child hunger. BCHP staff worked closely with the food and nutrition directors of the local school districts to modify school menus to provide food options that are appropriate for various religious and ethnic groups. Through this work, changes have been made and new foods have been offered in the school districts. One example is that hummus and pita chips are offered as snacks. Though these foods would not normally be on the menu in a school with a largely Hispanic population, the McAllen LL sought to be inclusive of children who are immigrants from countries where pita and hummus are a typical snack item.

Like communities across the country, the COVID-19 pandemic significantly impacted child hunger in the RGV. With pandemic-related school closings and limited emergency meal delivery options, the McAllen LL recognized the challenges faced by people living in colonias – makeshift neighborhoods – in the region. These communities have high levels of poverty and limited access to procuring food. BCHP staff relied heavily on already established relationships to partner with local churches and organizations to deliver meals and other items such as books, activities, stickers, and masks to children in these areas during the pandemic. The McAllen LL applied for and was awarded two grants in March 2020 to support their work during COVID-19. They received a grant from Equal Heart Dallas that provided three AmeriCorps Volunteers in Service to America (VISTA) to work with the local HFCC from April to August 2020 to assist with food distribution in the RGV Region during the pandemic. They also received a \$10,000 grant from HEB for COVID relief food distributions.

Additionally, serving on committees like School Health Advisory Councils (SHACs) to help change school policies to align with TDA’s changes has been an excellent way to serve and support local districts more effectively. The goal of SHACs is to offer support and guidance and to seek change in school policies regarding healthy food, nutrition, and exercise. BCHP staff in the McAllen LL serve on SHAC committees in McAllen, Weslaco, and Hidalgo. As an example of the value of serving on a SHAC, one school policy that was enacted due to a SHAC was limiting the number of times to two that a child can be removed from Physical Education classes for any reason, including detention. This ensured that children were receiving proper exercise and the loss of physical activity was not used as a form of punishment. SHACs in the RGV Region have also created policies allowing teachers to keep food in their classrooms for students who are hungry. The SHACs were able to ensure that teachers were provided with mini refrigerators for left over milk from school meals and other items that need temperature control. Another successful policy that has been implemented in South Texas school districts because of the work of SHACs is allowing students to take home unopened food items. This is a policy that TDA changed to allow, but that many school districts were unaware of and had not enacted. The SHAC was able to bring this policy change to the awareness of the school board for discussion and implementation.

HUNGER FREE COMMUNITY COALITION WORK

The McAllen LL serves in various capacities to support the work of the HFCC that serves four counties in the RGV Region, the [Medical Health Advisory Committee](#)

(MHAC), as well as three prospective coalitions in Cameron, Hidalgo, and Starr counties. MHAC is an HFCC that serves a five-county region and is comprised of various action groups focusing on anti-hunger work through food pantries, community gardens, and health-related needs in their communities. The MHAC partners closely with a network of healthcare workers who volunteer with the Medical Work Group. This action group specifically focuses on assisting uninsured people, which is a crucial component of their work in communities along the Texas-Mexico border. Additionally, BCHP staff received the \$5,000 Anderson Grant to help with funds for the coalition to support AmeriCorps VISTA.

The McAllen LL's coalitions have had immense success with their community gardens as well. The first garden began as a way to meet a direct need in the community. When the Farm Bill had not been renewed, which created a two-cycle gap in distribution of SNAP benefits, community members in the RGV Region were in need of food. Local pantries did not have enough food to meet the demand, prompting the local HFCC to form a partnership with Texas A&M AgriLife Extension and a local faith community to create a community garden. The church provided land for the garden and AgriLife provided free classes to community members, which included topics such as gardening and planting, growing regions and seasons, preserving, and canning produce. The oldest community garden supported by the McAllen LL is now three years old and is thriving because of the community buy-in and leadership of dedicated women in the community. Additionally, in partnership with their community gardens, the local food pantry in McAllen has distributed 3,500 pounds of food every month for the past year, further extending the reach of the gardens and filling hunger gaps within the community.

HIGHLIGHTED WORK

The McAllen LL addresses unique challenges to the RGV Region and adjusts and modifies best practices to best serve the local communities. Through building relationships with the people in South Texas, BCHP staff learned that many families do not have reliable cellphones, and, if they do, they lack reliable or extensive data plans. As a result, social media and marketing campaigns that work in metropolitan regions such as Houston or Austin are not as effective in communicating availability of resources such as summer meal sites. The McAllen LL modified their communication and marketing by utilizing tools that are both effective and relevant to the families in the region. BCHP staff provided information about summer meals by creating and distributing bookmarks, flyers, yard signs, take-home documents, and doorhangers. They pursue equity by providing information in both English and Spanish and ensuring that the language is simple to accommodate families' reading levels, most of which are at about a sixth-grade level. While the McAllen LL has been able to successfully implement forms of communication to meet the needs of school districts in their region, there are some problems faced by districts that have proven to be large barriers for a smaller office in a rural region – staffing, capacity, and procurement. Because social media is not widely accessible and utilized in this area, a hiring campaign – like the one piloted by the Houston LL – may not be the best fit for the South Texas Region. Though modification is possible, for now, the McAllen LL has learned that the best thing to do is offer a supportive presence and a listening ear to district staff.

SAN ANGELO LEARNING LAB WEST TEXAS REGION

DEMOGRAPHICS

The San Angelo LL serves four urban and 19 rural counties in the West Texas Region. The median county population is 3,824 (county range 1,231 to 168,167; region total 704,271). Racial demographics include 81.2% White, 5.4% African American, 1.5% Asian, 0.04% Native Hawaiian or Pacific Islander, 0.6% American Indian or Alaskan Native, 8.3% other, and 2.5% two or more races. 41.7% of the population is Hispanic.

The median county estimated poverty rates for children aged 0 to 17 is 19.3% county (county range 9.0% to 35.4%). The median county estimated poverty rates for all ages is 13.8% (county range 7.4% to 20.7%). The median county household income is \$54,465 (county range \$38,425 to \$93,759).

PRIMARY RESEARCH QUESTION

What are best practices for facilitating privately funded congregate meals?

The San Angelo LL has successfully been facilitating privately funded congregate meals for over a decade through their [Kids Eat Free](#) (KEF) summer meal service program. In 2010, KEF was created out of community concern that 60.0% of kids were on FRP meals during the school year and were not receiving meals during the summer, as many school districts waived out of providing summer meal services due to limited capacity to operate USDA programs. This prompted the San Angelo LL to convene a meeting with individuals and organizations involved in combatting hunger to outline the identified need, present the program solution, and request support. Specifically, BCHP staff requested support from churches who had previously adopted schools that had high percentages of students receiving FRP meals. Every church they reached out to committed to serving as program sponsors. To inform next steps, the San Angelo LL assigned jobs for each involved person to conduct interviews with other organizations operating similar programs in Texas. BCHP staff learned from this experience the value of assigning jobs to each person involved in the program, giving them greater program ownership and responsibility, which leads to sustained program operations. This preparation work, alongside intentional consideration of program feedback, has led to the program entering its twelfth year in 2021 and has branded the San Angelo LL as an office that identifies and meets service gaps in their community.

Because of the long-term success in sustaining the program and sponsor partnerships, BCHP staff developed the [Toolkit for Privately-Funded Summer Meals Programs](#) in July 2019 to assist other communities in replicating this high-impact work. The toolkit outlines best practices in eleven programmatic areas: funding, site locations, site safety, food safety, daily operations, menu planning, volunteer coordination, program promotion, activities, program evaluation. Strategic guidelines include

identifying four to six committed core leaders to lead program development, choosing site locations where children are already present and that offer infrastructure for serving meals in areas where a high percentage of the children qualify for the services, promoting the program early with physical marketing materials to households near selected sites, and collecting daily meal counts, participant feedback through English and Spanish participant surveys, and evaluations to inform future program iterations. The toolkit encourages sustained participation by utilizing engaging activities for the children at meal sites. The San Angelo LL capitalizes on local partnerships with civic organizations by inviting them to host activities. They have seen involvement in this area from the fire and police departments, state park personnel, Alcohol and Drug Abuse Council, and Girl Scouts. In evaluating the program, the San Angelo LL has discovered that operating sites alongside other programming, such as religious programming and activities, also leads to higher participation. The toolkit is publicly available and was utilized by the Abilene/Big Country Hunger Coalition to replicate KEF in their area.

CHILD HUNGER WORK

The San Angelo LL continued to serve children in the West Texas Region through collaborating with local community sponsors to sustain KEF, especially during the COVID-19 pandemic. They worked with sponsors to modify the KEF service model by implementing grab-n-go meals, transitioning to drive-thru sites, and sharing at-home activity packets with participants. Given the increased need during the pandemic and the modification of their service options, the San Angelo LL saw a 61.2% increase in meals served from 2019 (13,856 meals) to 2020 (22,337 meals). In 2021, KEF experienced a 73.7% decrease in meals served (5,867 meals). This caused the San Angelo LL to analyze their program data, revealing that the two sites that maintained their 2020-initiated drive-thru setup were the sites that served the most meals in 2021. Therefore, lower 2021 participation may have been due to the ease of a drive-thru site structure, normalization of contactless activity, or hesitancy of participants to engage with people in person as the pandemic continued through summer 2021. The San Angelo LL has placed a high value on recording data since the beginning of the program, which has proven to be an invaluable practice to evaluate areas of improvement. In addition to using data for internal analyses, BCHP staff also found it helpful to share program data in advertisements, presentations, and television interviews to promote KEF.

The San Angelo LL also served children in the West Texas Region through partnering with school districts to implement ASMs and building strong relationships with child nutrition directors. Through their consultation with school districts to implement ASMs, BCHP staff have found value in customizing presentations to suit the distinct needs of particular campuses, and in including the entire campus community in the conversation. When the San Angelo LL partnered with San Angelo ISD, BCHP staff hosted meetings to explain policies and procedures, provide summarizing documents, and demonstrate critical activities such as the strategic utilization of participant data. By clarifying staff responsibilities and program operations, these meetings increased support by the entire staff for ASMs such as BIC. San Angelo ISD now utilizes BIC at the

elementary level and grab-no-go Breakfast After the Bell at the middle and high school levels. The San Angelo LL has seen that grab-n-go is the best option for older students and that using a menu-driven approach to review and assemble the food items a day in advance is the most effective way to implement this model. BCHP staff also worked to facilitate partnerships between districts who want to implement this model and those who have already seen success in its implementation. They were deliberate with connecting schools in comparable communities. One challenge that the San Angelo LL faced is that some child nutrition directors fear being audited when they implement a new program. BCHP staff helped to mitigate these fears by providing sufficient education on paperwork with menu guidelines and production records.

Although implementing ASMs for school breakfast programs has been successful, the San Angelo LL faced challenges with starting afterschool meal programs. Many of these challenges are due to the logistical issues faced by the schools. Schools in this region find administrative regulations associated with the CACFP daunting and have financial restrictions for providing staff to support afterschool enrichment programs required to operate CACFP. The San Angelo LL is exploring the model developed by the Dallas LL to partner with churches and other faith organizations to help fund afterschool enrichment activities, opening the door for afterschool meal service in the West Texas Region.

Due to its rural demographics, the San Angelo LL was one of the first two regions in Texas to implement BCHP's original MTY demonstration project in partnership with the USDA, with many area children participating in this program and the similar Emergency Meals-to-You (eMTY) program during school closures associated with the COVID-19 pandemic. Participating in these programs was the first time many of these rural children received free summer meals because schools in this area often waive out of Summer Food Service Program (SFSP) due to not offering summer school and kids not having transportation to congregate feeding sites. One rural district, Junction ISD had significant success in recruiting for eMTY in 2019-2020 because they utilize the CEP, which automatically qualifies all their students to receive free meals. The San Angelo LL saw a reduction in the stigma associated with receiving government assistance for food due to the widespread participation in the various iterations of MTY.

HUNGER FREE COMMUNITY COALITION WORK

The San Angelo LL partnered with multiple non-profit organizations, faith communities, and coalitions in the West Texas Region. Serving six counties, their HFCCS include: [Abilene/Big Country Hunger Coalition](#), [Brown County Hunger Free Coalition](#), [McCulloch County Hunger Coalition](#), and [Tom Green County Hunger Coalition](#). To best support equitable food access in their region, the San Angelo LL targeted areas with high need based on data from their 2019 food assessment survey. Additionally, they participated in other coalitions that are not specifically centered around hunger, like homeless coalition meetings, in order to learn new ways to support other local organizations.

The San Angelo LL found that conducting annual HFCC evaluations to update the scope of work and diversify membership allowed coalitions to continue work that is based on actual needs, and to retain and recruit committed and enthusiastic members.

During these evaluations, coalitions presented anticipated activities for the upcoming year and requested written feedback from members with their preferences for the projects they would like to participate in. This allows members to influence decisions, provide diverse perspectives, and educate themselves on the work.

The San Angelo LL also hosts the annual [West Texas Hunger Summit](#) to network and share best practices for combatting hunger. Due to the COVID-19 pandemic, the 2020 summit occurred virtually. Though they would have preferred an in-person summit, which allows more robust networking opportunities, the virtual option allowed them to recruit presenters who they would not have had the resources to invite to a traditional event. They continued to host their Tom Green County Hunger Coalition meetings virtually until October 2021 and they have found that attendance was slightly higher than in-person meetings with an average of 24.3 people in attendance virtually versus 19.3 people in person.

The San Angelo LL helped launch multiple successful HFCC's: Abilene/Big County Hunger Coalition, McCulloch County Hunger Coalition, and Bell County Hunger Coalition (Waco LL), and one that was not that never progressed beyond the planning stage. This HFCC was to be located in Brownwood, but the intended chair did not live in town, nor did they know the community well. Additionally, the COVID-19 pandemic created challenges for other potential leaders. However, plans are in place to relaunch the Brownwood coalition at a later time. HFCC sustainability is a challenge, which is why the San Angelo LL places a high value on co-chair positions, accounting for the possibility of a vacancy in leadership.

The HFCCs supported the region through disseminating information and leading programming aimed at highlighting needs and creating action-based plans to meet those needs. For example, the Tom Green County Hunger Coalition created the Resource Pocket Guide upon identifying a critical need to bring awareness to area resources. Organizations in the HFCC have increased the travel-size guide's success by distributing it to clients and targeted community members in English and Spanish (*see Pocket Resource Guide & Spanish Pocket Resource Guide in Appendix B*). Based on user feedback, the HFCC plans to create an updated version of the guide that details services offered and hours of operation for organizations so that people know exactly what assistance they can receive and when. The HFCC also developed a volunteer guide of hunger and poverty solutions after learning faith-based organizations have interest in supporting local work but need guidance on how to best contribute (*see Hunger and Poverty Solutions for Faith Communities in Appendix B*). The guide lists 13 local nonprofits and their impact areas, and serves as a tool for people to explore volunteer opportunities and for organizations to receive community support. Further, the Tom Green County Hunger Coalition also leads substantial programming, like KEF and Blessing Boxes. The HFCC also conducts hunger drives with a local grocer bi-annually to meet ongoing and new needs, such as replenishing food pantries or donating to a school experiencing need. The 2021 drive resulted in 54 boxes of food distributed across the community.

The San Angelo LL has set a goal to add both a College Task Group and Senior Task Group to their HFCC structure. They have worked with Howard College and Angelo State University (ASU) on college food insecurity. Howard College created a campus food pantry after one BCHP staff member spoke at the West Texas Hunger Summit. ASU also has a campus food pantry and the San Angelo LL supplies food

donations to the pantries from local food drives. One challenge these pantries face is student awareness. To combat this, ASU is hosting a walk/run across campus with the pantry as a stop along the way. Canned goods are the entry fee for the race. Additionally, the San Angelo LL partnered with the new ASU president, who has student food insecurity as a priority and has included BCHP staff in a task group to address the issue. BCHP staff assembled a spreadsheet of all two- and four-year colleges and their work on student food insecurity and contacted these schools to discuss their work. The goal is to create a HFCC on ASU's campus modeled after the one created at Baylor University.

HIGHLIGHTED WORK

The San Angelo LL utilizes a network of programs to maximize food access in the West Texas Region. One especially successful initiative has been the [Blessing Box](#) program. Similar to the Little Free Library nonprofit organization that places free books in small wooden boxes around communities, the Blessing Box program places free shelf-stable food in boxes around the community for any person to take and replenish as they choose. HFCCs and faith communities began and sustain this program. Currently, boxes are placed in seven areas assessed by HFCCs as high need. Some downtown boxes primarily serve people experiencing homelessness while others are placed near churches to serve local families. To sustain the program, churches and HFCCs replenish items by sponsoring boxes and hosting food drives. The 2021 HFCC food drive donated six boxes of items to each Blessing Box. In Spring 2022, the San Angelo LL plans to expand the program to three additional high-need sites where they currently host KEF meals.

WACO LEARNING LAB HEART OF TEXAS REGION

DEMOGRAPHICS

The Waco LL serves three urban and 10 rural counties in the Heart of Texas Region. The median county population is 19,714 (county range 8,332 to 348,574; region total 870,177). Racial demographics include 73.2% White, 17.6% African American, 1.9% Asian, 0.4% Native Hawaiian or Pacific Islander, 0.6% American Indian or Alaskan Native, 2.4% other, and 3.9% two or more races. 23.8% of the population is Hispanic.

The median county estimated poverty rates for children aged 0 to 17 is 22.1% (county range 15.7% to 31.0%). The median county estimated poverty rates for all ages is 14.4% (county range 11.8% to 21.6%). The median county household income is \$52,505 (county range \$41,484 to \$55,179).

PRIMARY RESEARCH QUESTION

Can a local community Hunger and Poverty Research Collaborative help convene local providers and improve food access?

Though the Hunger and Poverty Research Collaborative is still a goal for this LL, BCHP could not convene partners to materialize this initiative successfully. The Waco LL shifted its focus to creating Hunger Free Baylor, a HFCC on Baylor University's campus, to test whether a college campus could be treated as a "community." The Waco LL invested significantly into this work by spearheading the recruitment of volunteers and helping to coordinate food distribution events on Baylor's campus. This coalition helped to establish a formal relationship between Baylor University and the CTFB and Shepherd's Heart, a local pantry in Waco. This partnership enabled Baylor University to stock its campus food pantry, [The Store](#) in a more cost-effective manner, and serve over 6,000 students at the [Baylor Free Farmers Market](#) (BFFM), which is hosted once every semester. In November 2020, the BFFM distributed boxes of fresh produce to 1,489 students. Through this partnership, The Store can now order food in bulk at negligible prices, allowing them to stretch donated funds much further than before the CTFB partnership. As an example of how impactful this is financially, a private entity donated \$35,000 in 2018 for The Store to purchase food and The Store spent this generous gift within the academic year. With the CTFB partnership supporting bulk-rate procurement, The Store can extend future similar sized gifts to purchase food for at least five years. Additionally, through both the BFFM and The Store, BCHP staff have worked to ensure that students have access to free nutritious food. The Store has seen an increase in usage from 463 students visiting 1,815 times in fall 2019 to 529 students visiting 2,677 times in spring 2019 and again to 654 students visiting 3,482 times in fall 2019. Due to fewer students living on campus following pandemic-related school closures and increased online class options for students from spring 2020 to 2021, The Store has seen a decrease in visits with 549 in fall 2020 and 1,096 in spring 2021. The

Waco LL hopes to continue to see an increase in student participation in The Store as more students return to campus and in-person classes. An unexpected outcome of opening The Store came in September of 2019 when students who utilize The Store began leaving notes of gratitude and encouragement for one another. These notes ranged from “you are loved” to “thank you for helping me when I only have \$2” (see *Thank You Notes in Appendix B*).

Following best practices for ending hunger on college campuses, BCHP staff centered the voices of students needing food through the distribution of surveys to Store participants. This ensures that The Store provides culturally sensitive produce and products. Additionally, they collected feedback from participants for both satisfaction of current products and recommendations for new items. The Waco LL also partnered with student organizations on campus to help provide volunteers for events and for stocking the pantry. They found that this helps reduce the stigma associated with using The Store and the BFFM.

Additionally, a coalition action team worked to increase SNAP access to students on campus, ensuring that students who participate in work-study know they qualify for SNAP benefits. One challenge this coalition faced was conducting a university-wide assessment due to barriers in surveying all students on campus except once every four years. Moreover, the pandemic forced the coalition to consider alternative models of support for students when the university shut down for the semester. The coalition partnered with the MTY program to ship shelf-stable meals to students who identified need once they arrived at their permanent residences upon pandemic-related school closures. In the last six months, this coalition began to reconsider organization and additional members needed as a result of the changing landscape of need after the pandemic.

CHILD HUNGER WORK

The Waco LL worked closely with school districts in the Heart of Texas Region to build trusted relationships, partner with local faith communities, implement ASMs, and adapt to meet the needs of individual campuses. A key success for the Waco LL has been helping Waco ISD obtain CEP status in the 2018-2019 academic year. By holding regular meetings to provide information and data on becoming a CEP school, BCHP staff worked closely with school district administration and now all students in Waco ISD receive FRP meals. Additionally, the Waco LL helped implement ASMs for breakfast in La Vega ISD who now successfully practices BIC at their junior high. BCHP staff built relationships on a campus level and took an individualized approach to helping schools utilize the service models catered to their students. They encouraged schools who were hesitant to forgo traditional breakfast before the bell to do a modified grab-n-go model, providing breakfast for children who arrive after traditional breakfast has been served. While presenting information and data on best practices, the Waco LL still respects the choice of school districts to maintain traditional models and offers guidance to increase the impact of traditional models. For example, the Waco LL has created a program called Breakfast with the Bears in schools where traditional breakfast is served. This program involves a partnership with Baylor University Athletics where during Homecoming Week, Baylor student athletes join Waco ISD students in their

cafeterias for traditional school breakfast. Breakfast with the Bears has reduced stigma for students surrounding participating in school breakfast and continues to demonstrate to school administrators that BCHP is willing to work with their current model if they are hesitant to implement alternative service options.

Another positive change in the Heart of Texas Region resulting from the work that the Waco LL is doing with school districts is the application and approval of Waco ISD as a CACFP sponsor in 2019-2020, after many years of hesitancy. Waco ISD hosted 50 sites with 32,460 participants in the first year they became a CACFP sponsor. BCHP staff persistently met with school districts and provided education to administrators and nutrition directors about afterschool enrichment programs and the umbrella model available for feeding all students, regardless of their participation in the enrichment program. In order to maximize the number of children fed at these afterschool enrichment programs, BCHP connected a local church in Waco to a neighboring elementary school. This partnership led to the church hosting the afterschool program in their building, supplying the enrichment program, and providing volunteers to serve meals. Though the Waco LL was unsuccessful in finding local faith communities to become CACFP sponsors, facilitating private-public partnerships between faith communities and local schools is proving to maximize the number of children fed. In addition to working with schools to increase afterschool enrichment programs, the Waco LL built relationships with area churches, public housing complexes, and local community spaces to serve as sites for summer feeding programs. These relationships, along with the relationships the Waco LL has with local organizations, city governments, and private individuals, allowed BCHP staff to assist local schools in feeding children amid pandemic-related school closures.

HUNGER FREE COMMUNITY COALITION WORK

In addition to supporting Hunger Free Baylor, working with the [McLennan County Hunger Coalition](#), and starting the [Bell County Hunger Coalition](#) are two of the major successes for the Waco LL's HFCC work. BCHP staff utilized their Toolkit for Developing and Strengthening HFCCs to move the McLennan County Hunger Coalition from a networking-based coalition to an action-based coalition. This coalition now actively works to end hunger in the Waco community by hosting afterschool meal sites, providing food resource lists to the community, and distributing up-to-date information on local feeding sites, which was essential during the COVID-19 pandemic. Additionally, the Waco LL helped to start the Bell County Hunger Coalition and now serves in a consulting capacity for this coalition as they advocate, educate, and provide resources for the members of their community. In anticipation of better serving the needs of Waco and the surrounding area, the Waco LL began a relationship with the Public Health District to have food insecurity questions added to the yearly Food and Health Assessment for the county.

HIGHLIGHTED WORK

The Waco LL also built and maintained strong private-public partnerships to combat hunger within the community. At the start of the 2021-2022 academic year, the Waco LL worked with Pack of Hope, a local organization that operates a backpack program for weekend feeding in Waco ISD and surrounding school districts. It became evident that Pack of Hope no longer provided backpacks to Waco ISD high schools, so the Waco LL connected Shepherd's Heart with University High School and Waco High School to create a food closet at each school. These closets remain stocked throughout the week for students to take food home in the evenings and on the weekends. This has since expanded to Brazos High School and between the three schools more than 500 students were served in the first month. The Waco LL is now partnering with Grassroots Community Development, Prosper Waco, and Shepherd's Heart to identify high-need, low-income areas in Waco where afterschool programs and/or meals are not provided. In these areas, the Waco LL is connecting and mobilizing local nonprofits, schools, and faith-based partners to meet this need.

Moreover, the Waco LL sought to promote its equity work through partnership with a farmers market in East Waco to promote both healthy eating and mental health in an area of town with lower income, more public housing options, and less access to fresh and nutritious foods. Additionally, BCHP staff formed a close relationship with the Waco Downtown Farmers Market to ensure the use of SNAP, Special Supplemental Nutrition Assistance Program for Women, Infants, and Children (WIC), and DUFBI at the market each Saturday. The Waco LL has also worked with a local grocery store, Jubilee Food Market, to become an official future HFMI pilot site with an anticipated launch in June 2022.

DISCLAIMER



The research included in this report was made possible through funding by the Walmart Foundation. The findings, conclusions, and recommendations presented in this report are those of BCHP alone, and do not necessarily reflect the opinions of the Walmart Foundation.

Appendix A

Glossary of Terms, Abbreviations, and Acronyms

ASM – Alternative Service Model
ASU – Angelo State University
BCHP – Baylor Collaborative on Hunger and Poverty
BFFM – Baylor Free Farmers Market
BIC – Breakfast in the Classroom
CACFP – Child and Adult Care Food Program
CEP – Community Eligible Provision
CISD – Consolidated Independent School District
CTFB – Central Texas Food Bank
DCHS – Dallas Coalition for Hunger Solutions
DUFB – Double Up Food Bucks
eMTY – Emergency Meals-to-You
EBT – Electronic Benefit Transfer
ESMC – Excellence in Summer Meals Campaign
EWS – Eating Well is a SNAP
FRAC – Food Research and Action Center
FRP – Free and Reduced Price
HDL – Hunger Data Lab
HFCC – Hunger Free Community Coalition
HFMI – Healthy Fluid Milk Incentive
ISD – Independent School District
KEF – Kids Eat Free
LL – Learning Lab
MHAC - Medical Health Advisory Committee
MTY – Meals-to-You
NTXSSC – North Texas Summer and Supper Council
P-EBT – Pandemic Electronic Benefit Transfer
RGV – Rio Grande Valley
SFSP – Summer Food Service Program
SHAC – School Health Advisory Council
SNAP – Supplemental Nutrition Assistance Program
SPHS – South Plains Hunger Solutions
STEM – Science, Technology, Engineering, and Mathematics
STJDA – South Texas Juvenile Diabetes Association
TDA – Texas Department of Agriculture
USDA – United States Department of Agriculture
VISTA – Volunteers in Service to America
WIC – Special Supplemental Nutrition Assistance Program for Women, Infants, and Children

Appendix B



PARA ESPAÑOL

Have a child 18 years old or younger? We have free meals for them!

Do you have kids that are 18 years old or younger? Are you 18 years old or younger? Free meals are available now! Below is a map of all the sites across the Houston area that provide free meals. No paperwork, no fees, no hassle. Just show up and get free healthy meals. Free Meals Houston: Good for our kids, good for our community.

Sites are run by different school districts and nonprofits. Times may change so we always suggest calling ahead!

ALL CONTACT INFORMATION FOR SITES ARE LISTED. CLICK ON THE LOCATION TITLE IN BLUE ON THE LEFT HAND SIDE OF THE MAP TO SEE CONTACT INFORMATION.

Meal Site Locations


Search Locations Search

162 Locations

- 1. 2101 South St, Houston, TX 77009**
2101 South St, Houston, TX
Tuesday, Thursday
11am-1pm
1.44 mi [Directions](#)
- 2. 1101 Quitman St, Houston, TX 77009**
1101 Quitman St, Houston, TX
Thursday
2:00 pm - 4:00 pm
2.07 mi [Directions](#)
- 3. 1919 Runnels St, Houston, TX 77003**
1919 Runnels St, Houston, TX
Tuesday
11:00 am - 1:00 pm
2.12 mi [Directions](#)
- 4. 326 S Jensen Dr, Houston, TX 77003**
326 S Jensen Dr, Houston, TX
Tuesday
9am-12pm
2.37 mi [Directions](#)
- 5. 3448 Coyle St, Houston, TX 77003**
3448 Coyle St, Houston, TX
Thursday

Days a week serving: Monday Tuesday Wednesday Thursday Friday

Site closest to you?




Want to find a site closest to you?

Send an email to food@freemealshouston.com and include your zip code.

You will be sent a response with the free meal site for anyone 18 years old or younger closest to you.

****If you don't see any site listed by your zip code, reach out to your local school district. School district contact information can be found [here!](#)



Frequently Asked Questions

Do I need to bring anything to receive the free meals?

If you have your children in the car, nothing is required to receive free meals. Parents or guardians picking up meals **without a child present** need to show documentation for each child. Only one form of ID is required. Accepted documentation is as follows:

- Official letter/email/electronic school application
- Student report card
- Student ID card
- Attendance records with student's names
- A birth certificate

What days are meals served?

Days and times of meals served vary by location. If you click on a site close to you on the map above times and locations are provided. If schools are closed (for a holiday or school got canceled) meals sites will also be closed.

Who can get these free meals?

These meals are for any child or youth 18 years or younger! A child does not have to be enrolled in the school where the curbside meals are given out.

Your website says it is good for our community. How?

These free meals are a win-win situation. Your child is going to receive a free healthy meal. Also going to get a free meal helps bring more funding to your local school nutrition department providing jobs and more money to the community. Good for our children, good for our community!

How do I know these meals are healthy?

The federal government requires that meals served at these sites meet specific guidelines regarding portion size, food choices, and content. These standards, also referred to as "the meal pattern," require schools to offer students the right balance of fruits, vegetables, low-fat or fat-free milk, whole grains and lean protein with every meal.

I am worried about the safety of eating out during the COVID-19 pandemic. How do I know these meals are safe for my child to eat?

Schools and Community non-profits are taking every precaution to ensure safety and comply CDC guidelines. Extra measures are being taken to ensure safe food handling and safe social distancing practices. Meals are served curbside with limited if any interactions, you do not have to get out of your car. All food is made while staff is

wearing personal protective equipment (PPE), including mask and gloves at all times. Regular sanitation is happening at every site. If you have specific questions around the safety procedures we encourage you to reach out to the specific site where they can answer your question directly.

About Us

We are Texas Hunger Initiative Houston

We work closely with the state and federal agencies, school nutrition departments, and community non-profits to ensure children in Houston have access to three healthy meals everyday.

Lastest Information

Address

Texas Hunger Initiative
Houston Regional Office

6300 West Loop South
Suite 640
Bellaire, TX 77401

[www.texas-hunger.org](#)

Facebook Instagram

 **Baylor University**
BAYLOR COLLABORATIVE ON HUNGER AND POVERTY
Texas Hunger Initiative



FREE MEALS HOUSTON

OUTREACH CAMPAIGN REPORT

2020/2021


PREPARED BY
KERSTIE NICHOLS



Baylor University

BAYLOR COLLABORATIVE ON HUNGER AND POVERTY
Texas Hunger Initiative

Summary



This program evaluation investigates the Free Meals Houston Campaign run by Texas Hunger Initiative Houston from November 2020 thru August 2021.

Included is why the outreach campaign was created, the scope of the campaign, data collected, and lessons learned. Through this program evaluation we hope to gain better insight on the effectiveness of the Free Meals Houston Outreach campaign as an outreach method during the COVID-19 pandemic. We will also gain insights into lessons for future outreach efforts.



Background

At the start of the 2020/2021 school year the COVID-19 pandemic shut down most schools in the Greater Houston area. The shift from in-person learning to virtual learning led to issues around how adolescents who relied on school meals would be able to access meals. School districts and community sponsors moved their meals service to the curbside for contactless pick up by parents but still participation rates continued to decline.

By September of 2020 nutrition departments in the Greater Houston area were seeing an alarming decline in participation rates for school meals. The lack of participation put a strain on the school nutrition programs, bringing their revenue stream to an all-time low.

Children all over the Greater Houston Area were not receiving the school meals on which they depended. This disproportionately affected low-income students who had high rates of choosing virtual learning or unenrolled from school all together due to fear surrounding COVID-19.

Texas Hunger Initiative Houston (THI) worked closely with schools and community sponsors during this time. While working with sponsors the number one request by school districts was to help them increase participation rates in their programs through building community awareness. This ask by nutrition departments is what led THI to develop the Free Meals Houston Outreach Campaign.

The Need

Sponsors were feeding kids, thanks to waivers provided by USDA, contactless through curbside meal pick up. While this was an effective way to get meals to adolescence during the pandemic it was a new program and families were not utilizing it. Issues around participation rates were similar to issues THI had faced in the past concerning summer feeding. Historically THI has done outreach campaigns, kick off events, and social media advertising centered around the texting tool and map service run by No Kid Hungry (NKH) and the Texas Department of Agriculture (TDA). These services provided families with times, dates, and locations of local SFSP/SSO meal sites during the summer. These tools were not an option for the 2020/2021 school year because of a lack of accurate information. Sponsors were changing their SFSP/SSO sites and times so often TDA and NKH were unable to record times and locations accurately. TDA and NKH asked THI not to advertise the texting tool and mapping service.

School districts were also having issues communicating site information to parents. Nutrition department webpages were often difficult to find within the school's main site, changes in curbside programs were not always updated properly, nutrition staff were having to figure out how to do curbside meals while also marketing them to the public for the first time. Another concern was around missing students. During the pandemic many students were unaccounted for, school's enrollment dropped, and many parents pulled their kids out of school. This created an additional issue; how do we reach former students that are no longer on school emails chains/outreach tools but are still in need of food?

Issues around a lack of participation in curbside services, mapping tools that were not up to date, and an outcry from nutrition departments for help led to the creation of the Free Meals Houston Outreach Campaign.

“ Currently the entire world is experiencing a public health crisis. I am honored and humbled to work every day alongside a team of individuals who have jumped headlong into this crisis. I am filled with pride, but I am not surprised. Everyday there are children in America who experience hunger.

”

-Darin Crawford, Director, Cy-Fair Nutrition Services

Free Meals Houston Outreach Campaign



The Free Meals Houston Outreach Campaign was created to make a one stop shop for parents where all information about accessing free meals from school districts and sponsors could be found. The target audience was parents, specifically low-income parents of free and reduced children who relied on school meals.

We needed to create a seamless way for these parents to learn about curbside meal distribution, know where it was occurring close to them, and get any questions they have answered. We wanted to ensure accuracy and ease of use for parents to feel safe leaving their houses to get their children meals.


Understanding the scope of our problem and our target audience we set up three goals:

Goals

Goal #1: Increase the number of children receiving meals through school district curbside services

Goal #2: Increase the number of children accessing community sponsors meal sites

Goal #3: Increase community awareness of free meal sites throughout Houston



With no effective way to send parents to the over 18 school districts we wanted to help advertise sites for we decided it was best for us to create our own website. We created a website called FreeMealsHouston.com. We chose the name FreeMealsHouston.com because we wanted a domain name that would be easy to remember and spell. We also knew from prior study groups that parents respond well to the use of the word “free” when it comes to meals.

On the website we had a map with all meal site locations, times, and dates. The map was searchable by zip code and by day of the week serving. The website included FAQs around participating in curbside meal services, who they were for, what parents needed to bring to get the meals, and other commonly asked questions. We also listed contact information for every site and nutrition department/community sponsor. All resources for families were in English and Spanish. For our school districts we created a resource tab focused on how they could best promote their meal side services including best practices for curbside meals, webinars, and other school-based outreach methods.

Along with our website we also created an email service. Anyone could send an email with their zip code to food@freemealshouston.com or comida@freemealshouston.com and they would receive a response with any meal sites listed in their zip code. This email service was done in partnership with BreakPoint Technology who donated their time to create an email bot allowing for automated responses to inquires.

The map and email service were updated by THI through communications with nutrition departments, community sponsors, and deep dives into their websites. At the start of the pandemic when sites were changing quickly, updates happened multiple times a week. As sponsors found what worked best for their curbside services and sites were not changing as rapidly checks were done weekly to ensure accuracy of site locations. Accuracy of site times and locations were a top priority. We knew that we had one chance to get parents to sites, and if they drove to a site that no longer existed we risked losing their participation in curbside meals for good.



Outreach

We began a large social media campaign advertising on Facebook and Instagram. Facebook advertisements were donated at no cost to THI. Advertisements started in January of 2021 and ended August of 2021. All social media ads were done in both English and Spanish. Through Facebook we were able to do targeted ads. We ran ads on both Facebook and Instagram in the Houston geographical area, targeted the age range 13-50, and for our Spanish ad we were able to target Spanish speakers. We started with two paid advertisements (one in English the other in Spanish) that would run for two-week increments. We then started to run for a month long increment once we started to see positive results in the number of views on our website.

We also partnered with Dairy Max who led their own social media campaign statewide. All ads run by Dairy Max in the Greater Houston area sent families to [FreeMealsHouston.com](https://www.freemealsHouston.com). Dairy Max ads ran from March 2021 – April 2021.

Lastly, we sent out media packets to key stakeholders with the goal of them sharing the Free Meals Houston campaign to their own networks. We share the media packet with Region 4, the American Heart Association, Dairy Max, local city council members, YMCA, local judges' office, Harris County Public Health Department, East Harris County Public Health Department, UT Health, and United way. Through networking we were able to present our Free Meals Houston Campaign in multiple coalitions, with community health workers, local media, on the 211 help line, and in local newsletters.

The Free Meals Houston Outreach Campaign had a soft launch November of 2020. Large scale advertising did not start until January 2021 due to many schools closing around the Thanksgiving and Christmas break.



Data Collection

We collected data on the reach of our social media advertisements, number of people visiting our site, and number of emails with the goal of evaluating how effective our outreach methods were. We also surveyed Nutrition Directors and community sponsors.

Limitations

There is no direct way for us to measure how our outreach campaign effected site participation. We are still waiting on data from TDA to see if there was a change in meal participation between the start and end of the Free Meals Houston Campaign. Even with this data there are many factors that could contribute to the change in meal site participation such as P-EBT, sponsors own promotional efforts, and increased unemployment.

Results

WEBSITE VIEWS

23,648

THI Houston ran the Free Meals Houston Outreach Campaign through the course of a 10 month period. We averaged 88 views a day and 52 visitors a day on our website.

EMAIL INQUIRES

645

Through our Facebook advertising we reached 110,398 people in the Greater Houston Area. 41,083 people engaged with our post, 336 people shared on our our advertisements, and we had 4,911 people click on our links from the Facebook ads. This was done over a course of 274 days in which we had Facebook ads. Facebook ads were donated the to the Free Meals Houston campaign.

FACEBOOK ADVERTISEMENT REACH

110,398

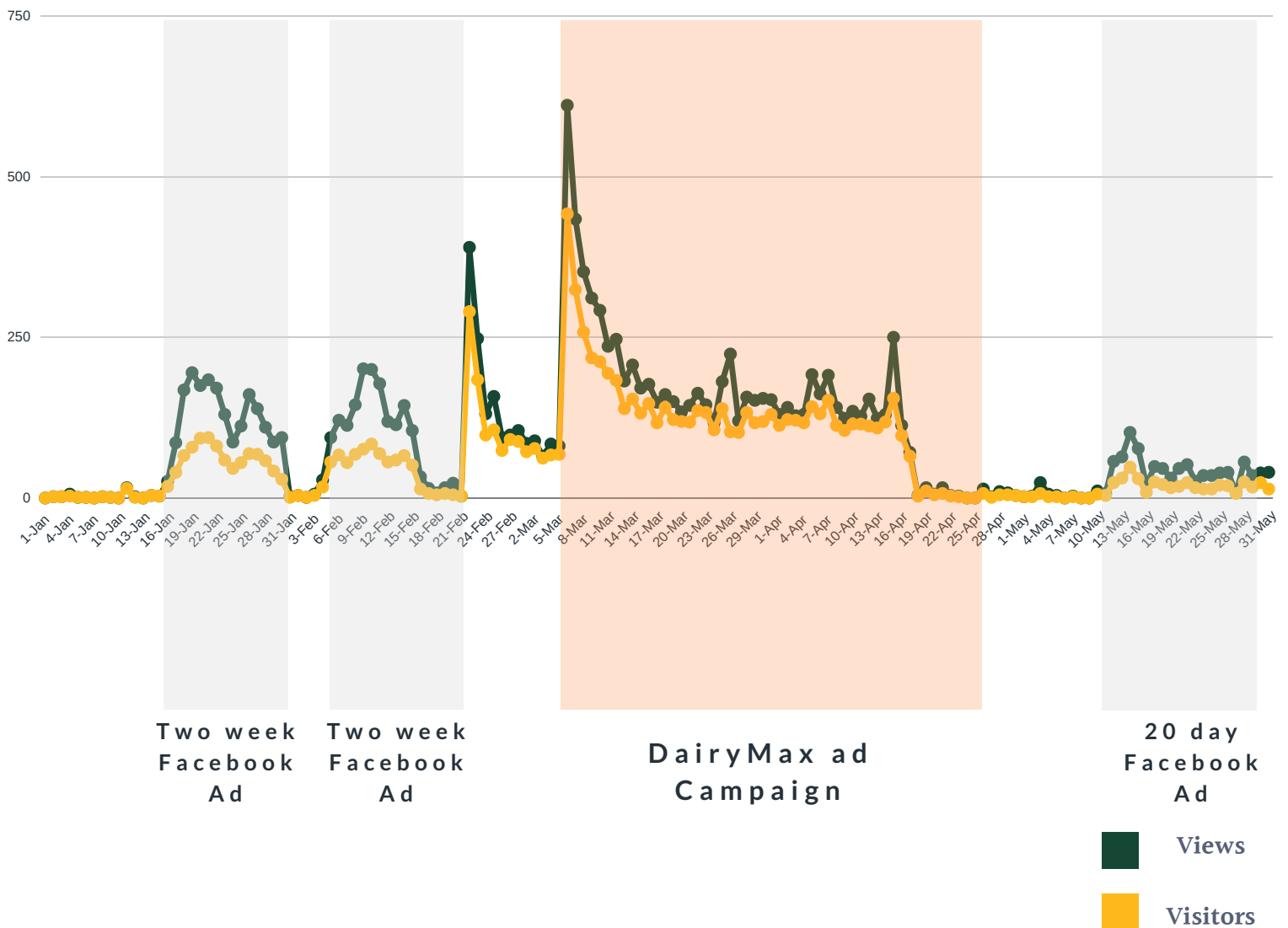
Dairy Max ran ads in the Houston area resulting in 17,393 clicks to FreeMealsHouston.com over the course of a two month period.

At our highest we had 20 different sponsors and over 319 sites in the Greater Houston Area listed. Thanks to donations only \$80 were spent by THI to buy the domain name of our website.



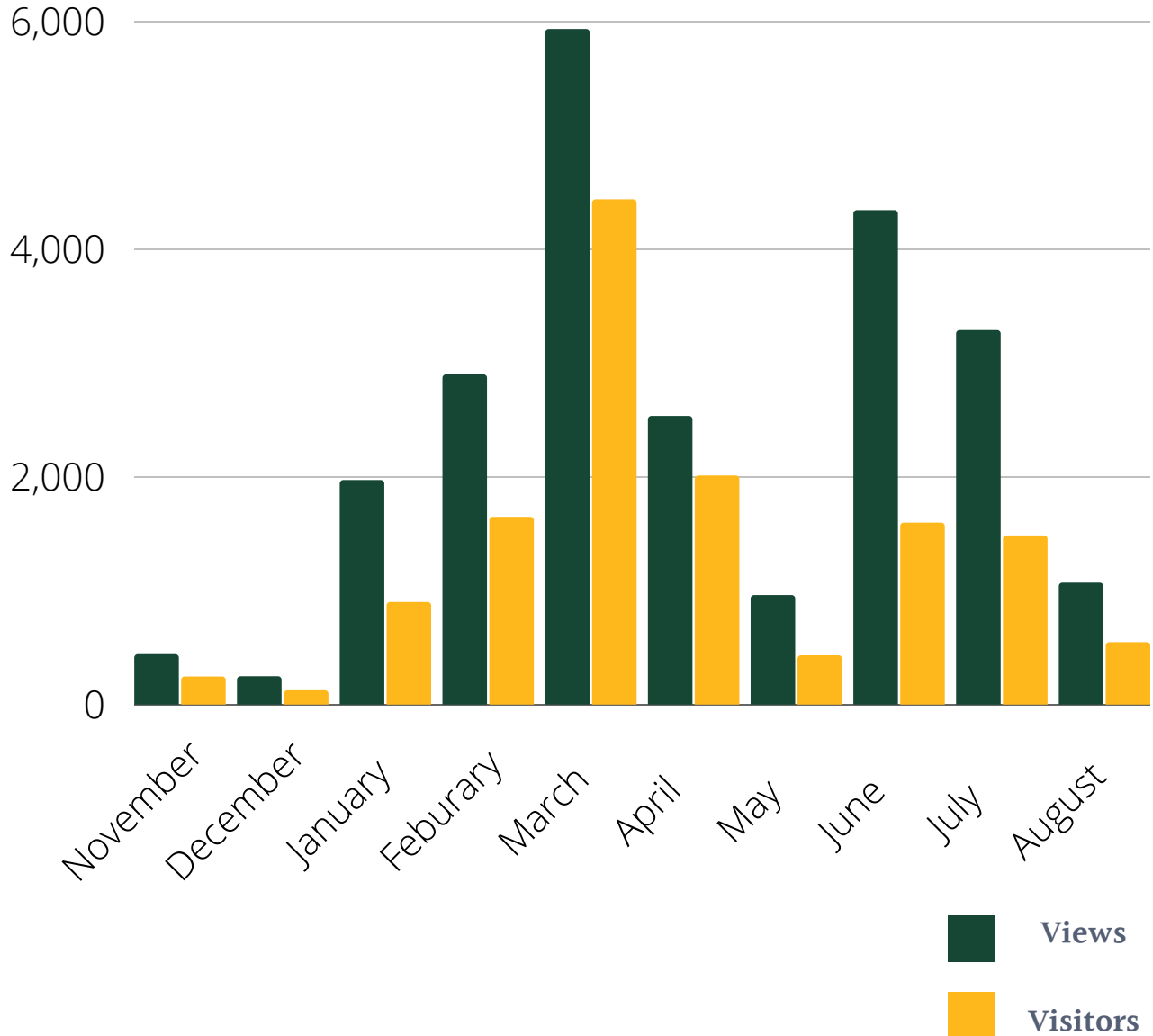
Daily Views

This graph shows the daily views from January 1, 2021 to May 31, 2021. From this graph we can see a direct link between the number of views on our site and our Facebook advertising. There is a large spike in views at the start of an advertisements and a large drop off to close to no visitors any time there was a gap in advertisements.



Monthly Views

This graph shows monthly views from November 2020 to August 2021



In this chart you can see that our largest number of views occurred in March and June. March aligns with the start of the Dairy Max ad campaign. This campaign was a state wide initiative and had a large reach and budget.

The large jump in June may be explained by the end of school. During this time many school districts were starting to close for a few weeks in preparation for summer feeding, leaving families to seek out new resources

Discussion

After reviewing the data and speaking with sponsors, we concluded that the Free Meals Houston Outreach Campaign reached our goal of increasing awareness of SFSP/SSO sites throughout the Greater Houston area. We cannot conclude if we met our goals of increasing the number of meals served through our school district and community sponsors curbside meal sites.

If a situation like this were to arise again a promotional campaign similar to Free Meals Houston would be an effective strategy to build community awareness around SSO/SFSP meal sites. There are some things that could have made this project more effective.



Evaluation Process

While we did think about how we could collect data on this campaign we did not set up any formal evaluation process prior to the start of it. This was partly to do with us trying to get it up and running quickly as this intervention was needed in a hurry. If something like this were to be done again it would be improved by working with BCHP's research branch to set up a real evaluation program to better understand its impact.



Texting tool vs. Email service

To accurately analyze the effectiveness of the email tool, we would need to get the data on how many people normally utilized TDA's texting tool during the summer. This would allow us to gain a better picture on our email tools usefulness. For the email service we provided, families did use the email tool but there are still questions if it was the most beneficial strategy. One barrier was the requirement for families to have email and/or access to internet. This could limit who is able to utilize this tool. A website and a texting tool would allow those with and without internet or email to access the information.

In response to our Facebook ads we received 100s of messages and comments with people's zip codes. There was some miscommunication around sending your zip code to the email address rather than in Facebook Messenger. We were then tasked with redirecting people to the website and email service. In the future it would be interesting to explore with a technology company a Facebook bot so families can access this information from Facebook instead of having to redirect them to another location.

Radio and Television ads

We would have been able to reach a larger number of people through the utilization of Radio and Television ads. We explored this option however, these outlets were too expensive and had a long-time frame for development. We met with Univision as they reach 71% of Hispanics in Houston. But this was ruled out as the cost of advertising on their site cost from \$15,000- \$30,000. We also spoke with Dairy Max to create the TV and radio ads, but the development of these ads would have taken them many months. As we were looking at a quick turnaround to get this program up and running it was not an option for our campaign. In the future it would be great to learn more about how we can partner to do PSAs at discounted prices.



Data

Our data was limited to what we could collect through our Facebook ads, FreeMealsHouston.com website, and email analytics. We were able to get some feedback from Nutrition Directors and community sponsors. Their feedback is what had us run the site for as long as we did. Originally, we had planned to close the campaign by May of 2021, but our sponsors asked us to continue the outreach campaign until the end of the summer. But we had no way of tracking the number of people who visited our site and then proceeded to an SFSP/SSO meal site because of the information we provided. We could have possibly sent out surveys, but it was very important to us to protect anonymity of any participants. We did not collect any personalized data only generalized numbers.



THANKS



In the end none of this would have been possible without the amazing work of our nutrition departments and community sponsors. They worked tirelessly to ensure children in the Greater Houston area got fed. While the rest of us went home to wait out the pandemic, our nutrition heroes went to the curb and served meals in the heat, rain, humidity, and winter freeze.

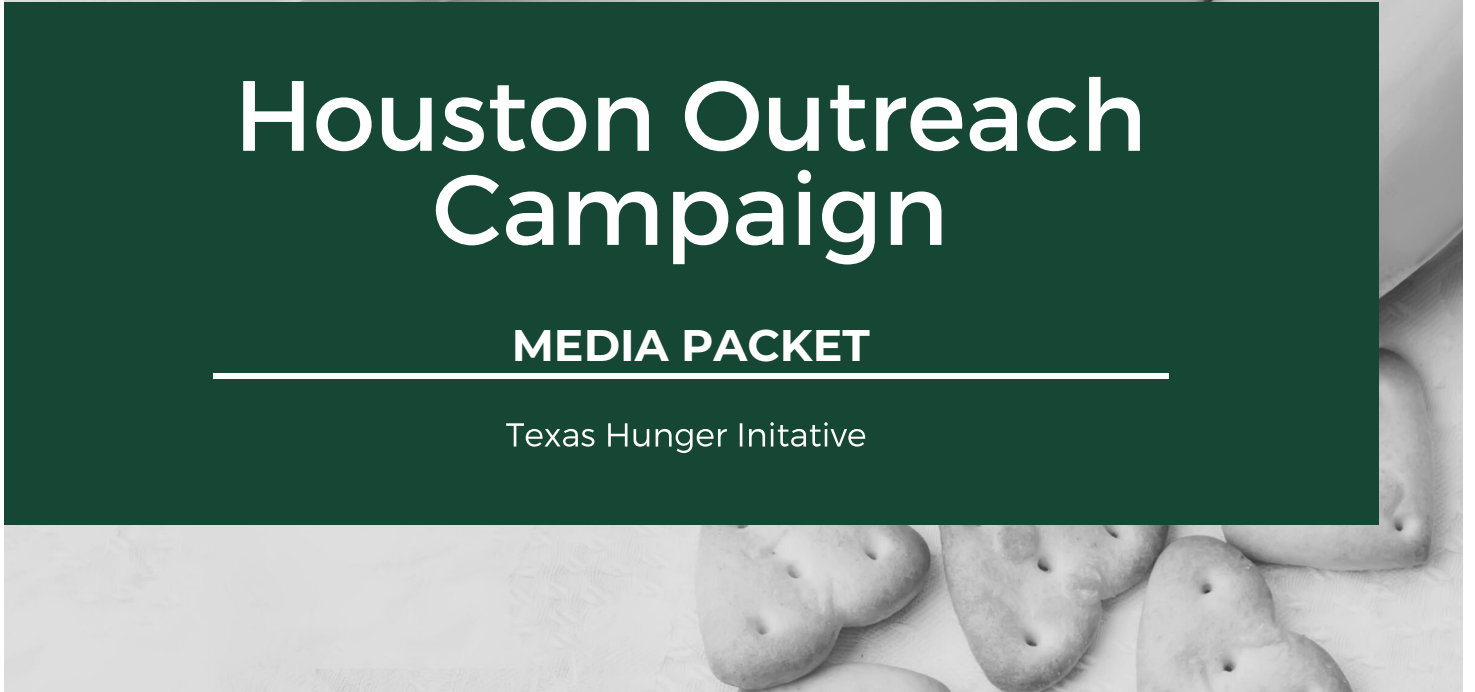
Thanks to Dairy Max for including us in their outreach efforts. Special thanks to Breakpoint Technology who donated their time and money to help us with this project.



Houston Outreach Campaign

MEDIA PACKET

Texas Hunger Initiative



MAIN OBJECTIVE AND GOALS

Texas Hunger Initiative Houston has been conducting interviews with school districts across the region. Through these interviews we have found that participation rates in school meal programs are declining at an alarming rate. The lack of participation has put a strain on the school nutrition programs, bringing their revenue stream to an all-time low. More importantly children all over the Greater Houston Region are not receiving the school meals on which they depend. This disproportionately affects low-income students who are more likely to choose virtual learning or are not registering for school at all in fear of COVID-19. The goal of this outreach campaign is to increase participation rates among open feeding sites (SSO/SFSP and CACFP) throughout the Houston area.

Our Goal

Our goal is to create a unified outreach campaign to increase participation in school and community non-profit meals. This packet is to provide you with all the information you need to participate. If you have any questions don't hesitate to reach out.

Thank you for your help feeding Houston's kids



OUTREACH RESOURCES

FreeMealsHouston.com

FreeMealsHouston.com is a website we created as a one stop shop for families to go and find all the open meal sites in one location. Included on the website:

- map of meal site locations
- outreach materials for school nutrition departments and community non-profits
- contact information for all school districts and community non-profits

Email Service

We have created an email service for families to use to find the meal sites closest to them.

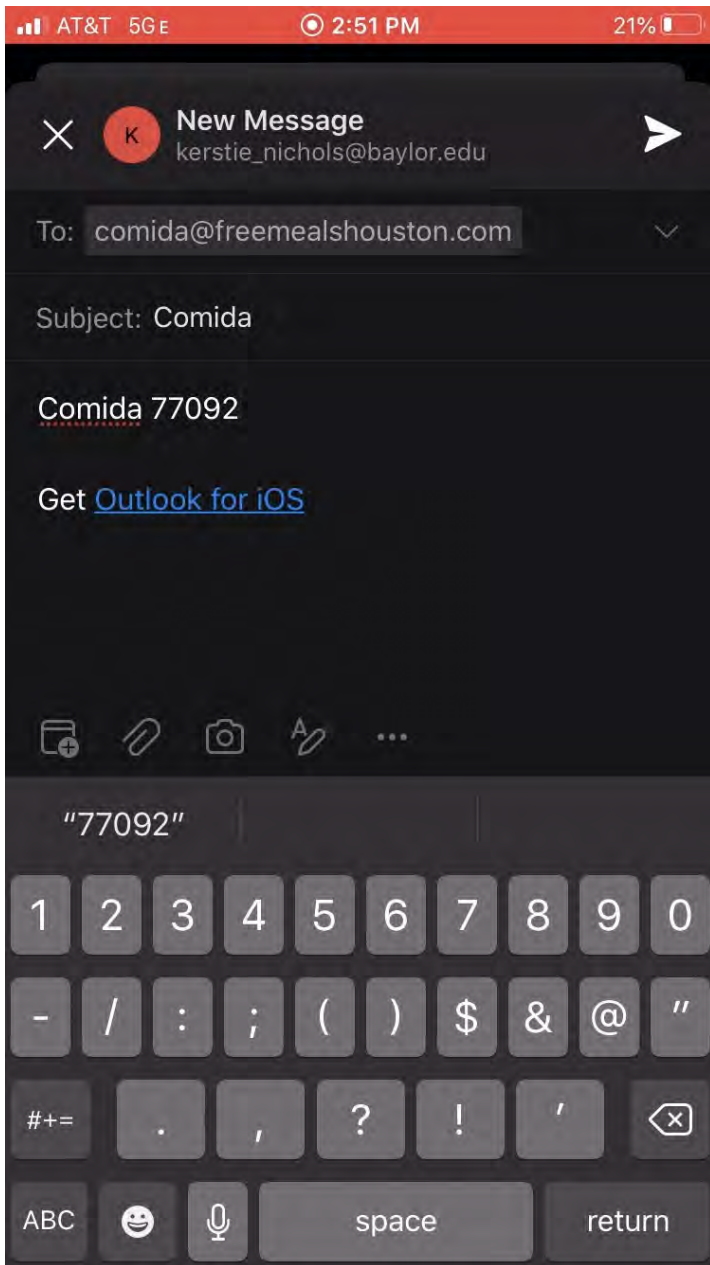
Families can email their zip code to

Food@freemealshouston.com or

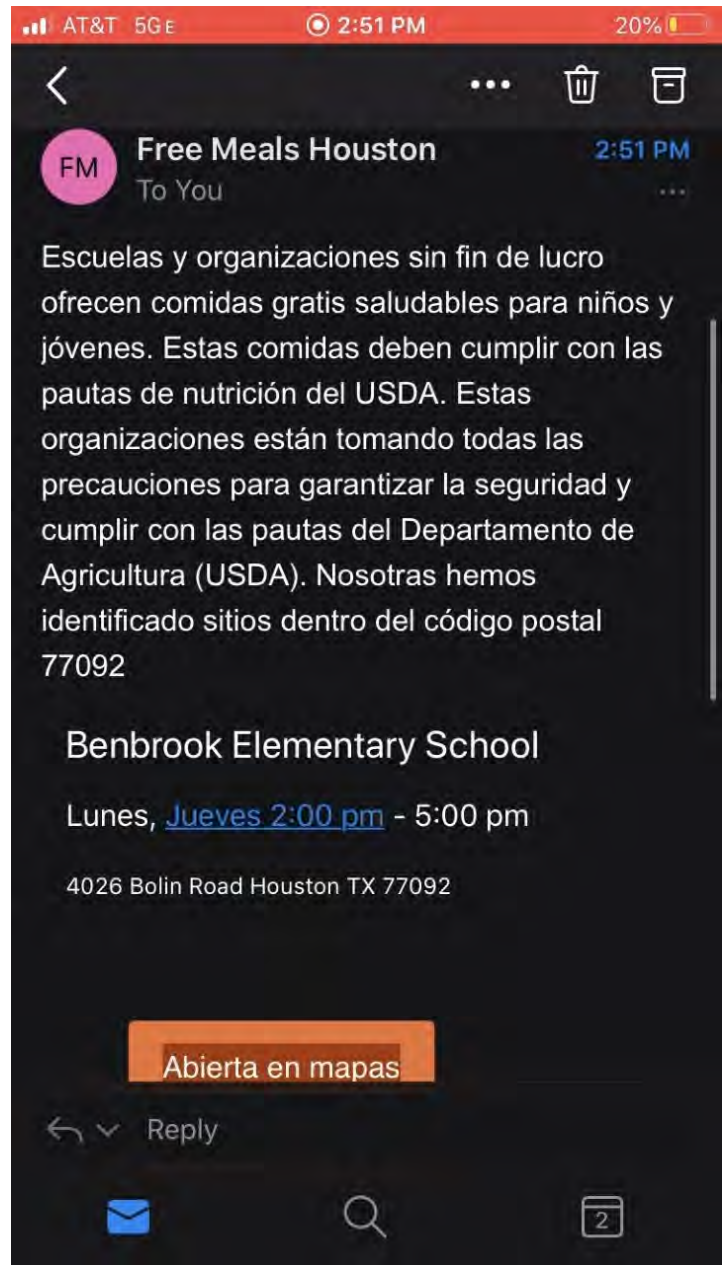
Comida@freemealshouston.com. Families will get sent a response with the 3-4 free meal sites closest to them. The email service should detect if families write in English or Spanish and send response accordingly.

EMAIL EXAMPLE

Email Sent Example



Email Response Example





HOW CAN YOU HELP?

HELP GET THE WORD OUT!

Texas Hunger Initiative is working hard to get advertising for the website and email service. We plan to have English and Spanish radio, TV, and Facebook paid advertisements, We will be posting content on Facebook, Instagram, and Tiktok on a regular bases.

But we can't do it alone. We need your help. We want to make this a unified outreach campaign. So heres what you can do.

- **Post about the email service and freemealshouston.com on your social media platforms.** We have created an entire folder of ready made social media posts, in English and Spanish, to make it easier than ever to share!
 - <https://baylor.box.com/v/freemealshouston>
 - be sure to check back in this folder as we will be adding new posts weekly
 - You can also follow us on our social medias and just share our posts-- even easier! (social media platforms listed on the last page)
 - Be sure to use the hashtag **#FreeMealsHouston**
- **Add the content to any newsletters, emails, or any other method you use to connect with the public**
- **Share it with your network.** Do you know any other companies that could reach parents of children 18 years old or younger? Share this document with them.

PERSONALIZE YOUR PROMOTION

Share, post, and promote the content anyway that best suits your company. You do not need to use our pre-made content if it doesn't fit. If you would like to make your own content here are the details of this outreach campaign we would like to have stay consistent.

Campaign Title: Free Meals Houston

Tag Line: Good for Our Kids, Good for Our Community

Website:

FreeMealsHouston.com

Email service:

food@freemealshouston.com (English) or
comida@freemealshouston.com (Spanish)

- emails should include zip code

Questions?

If you have any questions about the campaign, ideas of how to help promote it, or work like to know more about what we do feel free to contact us



John Puder, M.P.Aff.

Regional Manager for Child Hunger
Outreach
John_Puder@baylor.edu



Kerstie Nichols, MPH

Child Hunger Specialist
Kerstie_Nichols@baylor.edu
(502) 724 - 9134

Follow us



Harris County P-EBT Totals

Here is the most current data THI has received regarding P-EBT. Data is broken down by zip codes. We used our best estimate to align zip codes with their proper school district. The analysis includes combined district totals, zip codes with the most children not enrolled that are eligible for P-EBT, and your districts current P-EBT data. With the deadline coming close, **July 31st**, let John Puder or Kerstie Nichols know if they can assist in any way.

P-EBT Data by School District

SCHOOL DISTRICT	1 ST ROUND DATA (6/15)		UPDATES (7/3)	
	Percent FRP eligible children who have applied/are SNAP participants Averages	Total number of Children Eligible but not Enrolled	Percent FRP eligible children who have applied/are SNAP participants Averages	Total number of Children Eligible but not Enrolled
HOUSTON ISD	43.4%	100804	58.9%	74000
PASADENA ISD	56.5%	20527	68.7%	17352
ALDINE ISD	69.4%	18832	83.0%	13330
ALIEF ISD	62.4%	17865	73.6%	12555
CY-FAIR ISD	54.3%	24975	72.9%	12363
GALENA PARK ISD	60.0%	13597	78.7%	10303
SHELDON ISD	61.0%	12332	71.9%	9309
HUMBLE ISD	54.5%	13113	73.9%	8952
SPRING ISD	75.4%	10874	83.7%	6753
SPRING BRANCH ISD	50.6%	10801	65.8%	6616
KATY ISD	42.1%	14719	63.8%	6370
KLEIN ISD	63.6%	11262	75.8%	5820
TOMBALL ISD	39.4%	10325	59.9%	5145
DEER PARK ISD	59.9%	7648	78.0%	4569
GOOSE CREEK CISD	55.2%	4933	68.3%	3391
CLEAR CREEK ISD	56.0%	5388	89.0%	3205
WALLER ISD	38.8%	4060	53.7%	2950
HUFFMAN ISD	54.8%	5033	75.5%	2814
NEW CANEY ISD	55.2%	7772	80.3%	2495
PEARLAND ISD	66.1%	3229	85.7%	1978
ROYAL ISD	58.4%	2090	70.2%	1572
LA PORTE ISD	68.3%	1110	85.8%	462
CHANNELVIEW ISD	66.5%	2720	94.8%	381

Top 20 Zip Codes with largest number of eligible children not enrolled: Harris County

	School District	P-EBT Applicant ZIP Code	Percent of FRP as PEBT applicants	Children Eligible but not Enrolled
1	Galena Park ISD	77049	42.8%	9388
2	Sheldon ISD	77049	42.8%	9388
3	Pasadena ISD	77017	45.8%	6986
4	Houston ISD	77074	52.2%	6579
5	Houston ISD	77401	5.5%	5978
6	Houston ISD	77018	22.6%	5498
7	Aldine ISD	77039	54.8%	5443
8	Spring Branch ISD	77080	58.7%	5019
9	Houston ISD	77008	13.7%	5004
10	Houston ISD	77096	38.1%	4845
11	Houston ISD	77098	6.2%	4802
12	Houston ISD	77025	21.7%	4448
13	Aldine ISD	77338	60.9%	4422
14	Humble ISD	77338	60.9%	4422
15	Houston ISD	77023	46.6%	4273
16	Houston ISD	77077	46.6%	4256
17	Alief ISD	77083	69.1%	4231
18	Alief ISD	77072	69.1%	4131
19	Spring ISD	77373	71.1%	3465
20	Cy-Fair ISD	77095	58.4%	3388

Current P-EBT Data for Spring ISD by Zip Code

School District	PEBT Applicant ZIP Code	Percent FRP for PEBT	Children Eligible but not Enrolled
Spring ISD	77373	71.1%	3465
Spring ISD	77090	70.7%	2734
Spring ISD	77067	82.1%	1452
Spring ISD	77073	111.0%	--

Helpful Resources

Here is a list of helpful resources for your P-EBT Outreach:

- [TEA Communication Toolkit](#)
- [FRACE P-EBT Resources](#)
- [TEA Covid-19 Child Nutrition Support](#)
- [FRAC Toolkit](#)
- [Example Resources from Other States](#)
- [Educator's Guide to Emergency Meals](#)



Baylor University

BAYLOR COLLABORATIVE ON HUNGER AND POVERTY
Texas Hunger Initiative

Harris County P-EBT Totals

Here is the most current data THI has received regarding P-EBT. Data is broken down by zip codes. We used our best estimate to align zip codes with their proper school district. The analysis includes combined district totals, zip codes with the most children not enrolled that are eligible for P-EBT, and your districts current P-EBT data. With the deadline coming close, **July 31st**, let John Puder or Kerstie Nichols know if they can assist in any way.

P-EBT Data by School District

SCHOOL DISTRICT	1 ST ROUND DATA (6/15)		UPDATES (7/3)	
	Percent FRP eligible children who have applied/are SNAP participants Averages	Total number of Children Eligible but not Enrolled	Percent FRP eligible children who have applied/are SNAP participants Averages	Total number of Children Eligible but not Enrolled
HOUSTON ISD	43.4%	100804	58.9%	74000
PASADENA ISD	56.5%	20527	68.7%	17352
ALDINE ISD	69.4%	18832	83.0%	13330
ALIEF ISD	62.4%	17865	73.6%	12555
CY-FAIR ISD	54.3%	24975	72.9%	12363
GALENA PARK ISD	60.0%	13597	78.7%	10303
SHELDON ISD	61.0%	12332	71.9%	9309
HUMBLE ISD	54.5%	13113	73.9%	8952
SPRING ISD	75.4%	10874	83.7%	6753
SPRING BRANCH ISD	50.6%	10801	65.8%	6616
KATY ISD	42.1%	14719	63.8%	6370
KLEIN ISD	63.6%	11262	75.8%	5820
TOMBALL ISD	39.4%	10325	59.9%	5145
DEER PARK ISD	59.9%	7648	78.0%	4569
GOOSE CREEK CISD	55.2%	4933	68.3%	3391
CLEAR CREEK ISD	56.0%	5388	89.0%	3205
WALLER ISD	38.8%	4060	53.7%	2950
HUFFMAN ISD	54.8%	5033	75.5%	2814
NEW CANEY ISD	55.2%	7772	80.3%	2495
PEARLAND ISD	66.1%	3229	85.7%	1978
ROYAL ISD	58.4%	2090	70.2%	1572
LA PORTE ISD	68.3%	1110	85.8%	462
CHANNELVIEW ISD	66.5%	2720	94.8%	381

Top 20 Zip Codes with largest number of eligible children not enrolled: Harris County

	School District	P-EBT Applicant ZIP Code	Percent of FRP as PEBT applicants	Children Eligible but not Enrolled
1	Galena Park ISD	77049	42.8%	9388
2	Sheldon ISD	77049	42.8%	9388
3	Pasadena ISD	77017	45.8%	6986
4	Houston ISD	77074	52.2%	6579
5	Houston ISD	77401	5.5%	5978
6	Houston ISD	77018	22.6%	5498
7	Aldine ISD	77039	54.8%	5443
8	Spring Branch ISD	77080	58.7%	5019
9	Houston ISD	77008	13.7%	5004
10	Houston ISD	77096	38.1%	4845
11	Houston ISD	77098	6.2%	4802
12	Houston ISD	77025	21.7%	4448
13	Aldine ISD	77338	60.9%	4422
14	Humble ISD	77338	60.9%	4422
15	Houston ISD	77023	46.6%	4273
16	Houston ISD	77077	46.6%	4256
17	Alief ISD	77083	69.1%	4231
18	Alief ISD	77072	69.1%	4131
19	Spring ISD	77373	71.1%	3465
20	Cy-Fair ISD	77095	58.4%	3388

Current P-EBT Data for Houston ISD by Zip Code

School District	PEBT Applicant ZIP Code	Percent FRP for PEBT	Children Eligible but not Enrolled
Houston ISD	77074	52.2%	6579
Houston ISD	77401	5.5%	5978
Houston ISD	77018	22.6%	5498
Houston ISD	77008	13.7%	5004
Houston ISD	77096	38.1%	4845
Houston ISD	77098	6.2%	4802
Houston ISD	77025	21.7%	4448
Houston ISD	77023	46.6%	4273
Houston ISD	77077	46.6%	4256
Houston ISD	77009	54.3%	3382
Houston ISD	77004	42.4%	2820
Houston ISD	77022	64.5%	2814
Houston ISD	77057	48.7%	2808
Houston ISD	77012	57.7%	2796
Houston ISD	77063	55.5%	2464
Houston ISD	77019	24.9%	2121
Houston ISD	77056	14.5%	2030
Houston ISD	77021	69.1%	1834

Helpful Resources

Here is a list of helpful resources for your P-EBT Outreach:

- [TEA Communication Toolkit](#)
- [FRACE P-EBT Resources](#)
- [TEA Covid-19 Child Nutrition Support](#)
- [FRAC Toolkit](#)
- [Example Resources from Other States](#)
- [Educator's Guide to Emergency Meals](#)



Baylor University

BAYLOR COLLABORATIVE ON HUNGER AND POVERTY
Texas Hunger Initiative

Current P-EBT Data for Houston ISD by Zip Code Continued

School District	PEBT Applicant ZIP Code	Percent FRP for PEBT	Children Eligible but not Enrolled
Houston ISD	77030	7.9%	1499
Houston ISD	77076	82.1%	1492
Houston ISD	77020	79.0%	1318
Houston ISD	77003	46.4%	1218
Houston ISD	77005	12.8%	1121
Houston ISD	77007	37.4%	963
Houston ISD	77050	55.2%	838
Houston ISD	77002	10.9%	832
Houston ISD	77006	37.3%	379
Houston ISD	77011	90.3%	329
Houston ISD	77071	91.4%	304
Houston ISD	77078	91.7%	300
Houston ISD	77204	4.6%	62
Houston ISD	77092	99.1%	48
Houston ISD	77047	100.7%	--
Houston ISD	77045	105.4%	--
Houston ISD	77026	111.5%	--
Houston ISD	77051	121.7%	--
Houston ISD	77061	119.7%	--
Houston ISD	77013	130.0%	--
Houston ISD	77033	177.4%	--

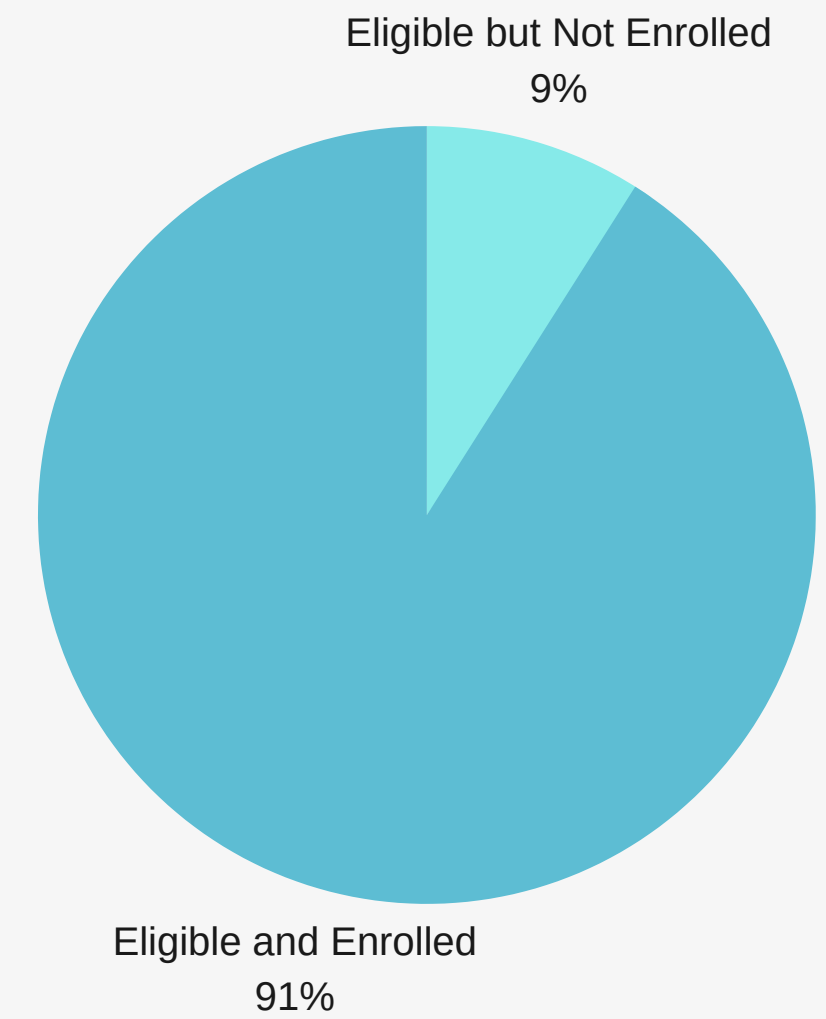
P-EBT DATA HOUSTON, TX

685,575

Number of children enrolled
in P-EBT in the greater
Houston area

91% OF IDENTIFIED CHILDREN ELIGIBLE FOR P-EBT WERE ENROLLED

Target enrollment based
off February 2020
claiming sites by zip code
from TDA data



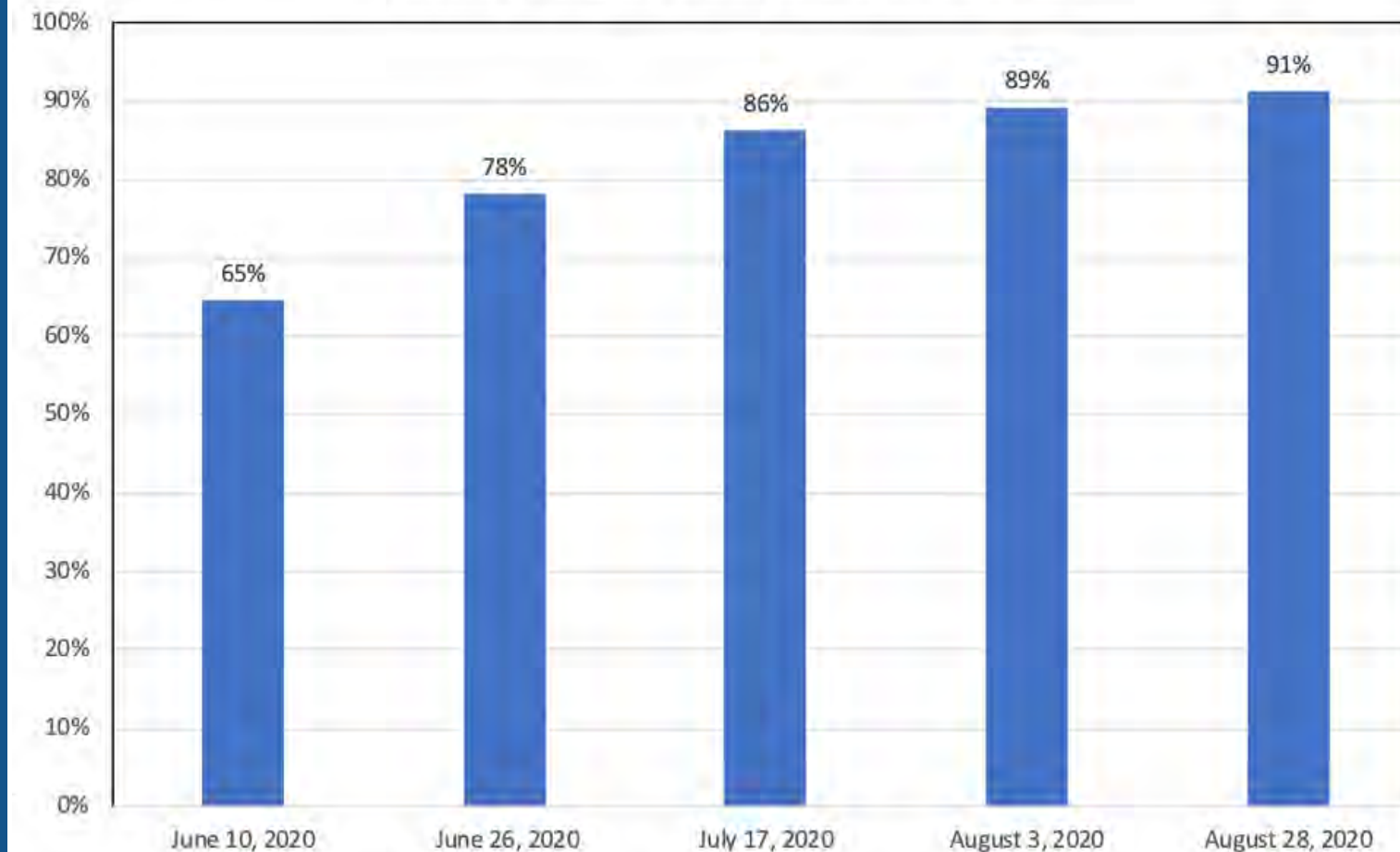
37,333

Number of children who
were able to enroll due to
the extension of the
June 30th deadline for
enrollment in P-EBT

PERCENT OF ELIGIBLE CHILDREN ENROLLED IN P-EBT

Data based on TDA
applications for
P-EBT by zip code

Percent of Eligible Children Enrolled in P-EBT



Pasadena ISD Hiring Pilot Proposal

Proposal by: BCHP Houston

The Pasadena ISD hiring pilot was designed with the goal of helping school districts combat their hiring issues. Many school districts are facing large gaps in their employment numbers. This pilot will be used to test whether social media advertisements as well as direct messaging to a Spanish audience will have an affect on the number of people in the Pasadena area that apply for a job in the nutrition department.

OVERVIEW

The Baylor Collaborative on Hunger and Poverty (BCHP) Houston is submitting this proposal to support the hiring efforts of Pasadena ISD. Pasadena ISD, like many of the school districts in South East Texas, is suffering from a lack of employees. Currently, Pasadena ISD has 100 vacancies in its nutrition department. These vacancies make for difficulties in providing an effective food service for the children in Pasadena. The lack of employees limits any possible expansion on alternative breakfast models and have forced the closure of grab and go carts in some schools. These models are important in assuring more children get access to a healthy breakfast. With employment being the major barrier to access BCHP Houston has designed a pilot model to target this issue. We plan to run a one-month social media campaign to address a lack of applicants in the nutrition department.

Barriers

Pasadena ISD face many barriers in getting the applicants they need. These include:

- Low Hourly rate
 - The hourly rate of employment is lower than other school districts in surrounding counties and commercial part time jobs
 - Starting rate of \$10 an hour
- Long hiring process
 - It can take up to 3-4 weeks to onboard
 - Hiring process is handled by the district limiting the control of the nutrition department
- Application process is online and completely in English
 - Job is posted on school district job board and is just one of many job openings
 - The English only application is a barrier to native Spanish speakers

Pasadena ISD has had success hiring from a job fair earlier this year. We hope to build on this success through our social media pilot program to support their hiring efforts. Pasadena ISD is one of the only school districts that will hire employees who only speak Spanish. We hope to use this strength to gain more applicants.

The Objective

Address the 100 vacancies in the Pasadena ISD nutrition department

- Goal #1: Increase the number of applicants to the Pasadena ISD nutrition department
- Goal #2: To test social media marketing and change in messaging's effect on number of applicants applying to nutrition departments

OUR PROPOSAL

BCHP Houston will design social media ads that will run for a month-long period. The ads will be targeting the Pasadena region with specific parameters to try to hit the target audience of parents and grandparents who have time to work while their kids are at school. We will run ads for a two-week long period for the course of a month tracking their success through Facebook metrics. We want to test to see if a change in messaging helps to increase the number of applicants. Pasadena ISD's hourly rate is lower than many of the surrounding school districts and commercial part time jobs in the area. This is a major barrier Pasadena ISD has to contend with. Since we cannot change the hourly wage, we hope that a change of messaging will entice more applicants to Pasadena ISD. We plan to tailor our messaging more like volunteering rather than applying for a job. Instead of advertising with the messaging "We are hiring" we intent to utilize language such as "help feed kids," "Pasadena's kids need you," etc. BCHP wants to test to see if a change in messaging will help to overcome this barrier.

Ad Targets

Targeted Ad Parameters:

- Geographical Area: Pasadena
- Ager Range: 20 – 65 years old
- Spanish Speaking
- Two-week long ads ran over the course of a month

OUTSTANDING QUESTIONS

- Will we be able to direct applicants to a Spanish speaking phone line?
- Will Pasadena ISD be able to add a question around where they heard about the job during their onboarding process?

- Are there any parameters, wording, or requirements we should know from the school district or Pasadena ISD's nutrition department that will affect this campaign?

RESULTS

In order to understand the successfulness of this pilot project it will be important to work with Pasadena ISD to collect data.

Data Collection

- **Pasadena ISD:** Upon application to the nutrition department, add one question around where they heard about the job. This would allow us to see how many applicants came to Pasadena ISD as a result of our ad campaign.
- **Advertisements:** Collect data analytics on how many people were reached through the various ads through Facebook metrics.

CONCLUSION

This pilot program is made to address the direct concerns around lack of employment at Pasadena ISD. It is our hope that through this pilot program we can better understand the messaging and tools needed to get more applicants to the nutrition department. If this pilot is a success BCHP will be able to take lessons learned to other districts facing similar issues. Almost every district in South East Texas is facing large employment shortages. This pilot program is the first effort by BCHP to try to combat this issue.

HUNGER AND POVERTY SOLUTIONS FOR THE FAITH COMMUNITY

A guide for congregations/organizations
seeking to improve hunger and poverty issues
in Tom Green County.



TOM GREEN COUNTY HUNGER COALITION

This booklet has been compiled by the Faith Based Task group
of the Tom Green County Hunger Coalition which is supported
by the Texas Hunger Initiative, San Angelo Region.



TOM GREEN COUNTY HUNGER COALITION

Introduction

More than 1 in 5 adults and 1 in 4 children in Tom Green County are food insecure and at risk of hunger. These statistics represent thousands of individuals who struggle each day to acquire enough food to get by. This is both unacceptable and unnecessary.

The community already plays a major role in improving food security and alleviating poverty in our city. Each congregation/organization can take additional steps to ensure that children, families, and seniors have the nutritious food and necessities they need to flourish.

In this guide, created by Tom Green County Hunger Coalition, there are tested, effective solutions to address the problem of hunger and poverty. These solutions already exist in the community and need the support of local congregations/organizations. They generally require limited financial commitments, but can make a very substantial impact on hunger.

Congregations/organizations, as well as anyone who is concerned about hunger and poverty, will benefit from the resources included in this guide. Download a copy at www.texashunger.org/sanangelo.

For more information about the Faith Based Task Group of Tom Green County Hunger Coalition, contact co-chairs

Cindy Harper, 325-340-8977, jefferyharper@zipnet.us

or Lizzie Simms, 936-552-9925, lizzie_christian@hotmail.com

Other participants in this group include: Becky Bookter, Dana Bolinger, Charlie Smith and Betty Teston

Table of Contents

Community Garden	1
Helping Hands	2
Hope and a Haircut	3
House of Faith	4
Kids Eat FREE	5
Meals for the Elderly	6
Neighbors Café	7
Project Dignidad	8
Rust Street Ministry	9
Somebody's Rusty Ministry	10
Through GOD Comes Justice Ministry	11
Wesley Trinity Daily Bread Soup Kitchen	12
West Texas RSVP	13

Community Garden

Located on Fort Concho grounds beside school

Overview

The Community Garden was initially created several years ago by the Texas Hunger Initiative San Angelo Region. It was recognized on the Let's Move White House blog in 2013. Then the drought and lack of volunteers led to the garden not being maintained. In 2015, a nursing student pursuing her master's degree in public health took on the project and revitalized the garden. Once again, the lack of volunteers resulted in a garden full of weeds.

In 2017, a parent at Fort Concho Elementary took on the project to reconstruct the garden and reduced the number of beds for planting. This size should be more manageable, and it is hoped to be able to duplicate at other area schools.

The garden's primary goal is to provide hands-on gardening and nutrition information for students at Fort Concho Elementary and provide families the opportunity to adopt a plot and garden in their neighborhood. Tasks that need to be done include: garden work - preparation, tilling, weeding, planting, fertilizing, watering, and harvesting garden when ready.

Previously, Fort Concho students were excited to plant and watch the vegetables grow and then be able to pick them.

Impact on Hunger and Poverty

The Community Garden provides fresh produce and promotes healthy meals.

How to Help

Many volunteers are needed beginning in spring and throughout the year.

Contact

Mary Herbert, mary_herbert@baylor.edu, 656-4170

Betty Teston, Betty_Teston@baylor.edu, 374-1443

Martin Zapata - Garden Project Leader and parent of student at Fort Concho Elementary

Visit Texas Hunger initiative website for more information,

texashunger.org/



Helping Hands

Galilee Community Development Corporation

Overview

Helping Hands primary goal is for more low-income elderly homeowners to have a safe, secure, and weatherproof home in which to live. Services provided include repairing and restoring homes in collaboration with community volunteers at no cost to the homeowner. Repairs include things that a handyman would do - caulking, painting, light carpentry, light plumbing, cleaning, etc. We do not do those things that require a permit from the city, i.e. heavy plumbing, electrical, or roofs.

Impact on Hunger and Poverty

Our services allow seniors to have help in restoring their homes when they can no longer do the home repairs themselves. It will often allow them to continue living in their own homes for a longer period of time instead of going to a nursing facility. It is our way of giving back to those who came before us. Even though seniors are our focus, it often impacts multiple generations within the family.

How to Help

Volunteers will need to fill out a volunteer release form and have on the job training by their team captain or others at the work site. Team captains have a meeting at Home Selection Night and receive training about the guidelines and procedures of choosing the house they will work on, visiting with the homeowner, assessing what can be done in the home on one day, arranging the ordering of supplies with people at City Lumber, organizing the work for the work day (Blitz Day) and conducting the final walk through with the homeowner. Volunteers of all skill levels are needed.

Helping Hands happens on the first Saturday of April, unless Easter falls on that weekend. That day is called Blitz Day. Home Selection Night is in early to mid-February for the team captains. They are also open to teams working separately during other times of the year for special emphases or if they are not available in April, i.e. Goodfellow Air Force Base teams only at GAFB for short periods of time, or churches who want to do mission work during the summer.

The goal is to repair at least 30 homes on Blitz Day with an average of 10 volunteers per team. There are usually approximately 400 volunteers on Blitz Day.

"We offered to build a ramp for an elderly lady because she had difficulty getting around. She was not sure if she needed it because she was not using a wheelchair. However, before our Blitz Day arrived, she had a stroke, was wheelchair bound, and truly needed the wheelchair ramp."

Contact

For volunteering both individually and as a team, call Mary Herbert at 325-656-4170. For information about applications, call Stephanie or Leia at 325-655-6700.

Website of organization - www.galileecdc.org (Helping Hands is under Galilee Community Development Corporation, so their website is used.)

Hope & a Haircut

Overview

The mission for Hope & a Haircut is to provide free professional haircuts to the lower income or homeless individuals in San Angelo. Several times a year, Calvary Baptist Church hosts Hope & a Haircut. Local stylists and volunteers come together on a Saturday to share the love of Jesus, feed those who come, and in the process, bless them with a professional haircut.

Impact on Hunger and Poverty

Haircuts are provided to those in the community who typically would not enter a salon.

A hot meal is provided on the day of the event.

Each person is shown dignity, and with that comes hope.

How to Help

Hair stylists and volunteers for registration, meal serving, clean up, etc. are needed.

Number of volunteers needed: 20-30.

Contact

Stacy McCormick, 325-227-0919, stacymccormick28@hotmail.com

Find us on Facebook [@hopeandahaircut](https://www.facebook.com/hopeandahaircut).

“Lives are being changed for the kingdom, and in return the volunteers are blessed to be able to provide hope and a haircut with others. It has been a blessing to provide in a unique way for the public. A great need in San Angelo.”

Stacy McCormick



House of Faith

Overview

House of Faith is a grass roots, faith-based, community supported ministry that provides free after-school and summer programs for children and youth and events for families. Children's programs, called Backyard Bible Clubs, are held for K-5th grade students on Wednesday and Thursday afternoons at 15 different locations. A weekly middle/high school program is on Monday nights from 5:30pm-8:00pm and includes a hot meal, games, social time, worship and a message. All House of Faith programs including summer programs and camps are free to attend. Transportation is provided at no charge for all House of Faith programs.

House of Faith programs are designed to fulfill the mission of "Taking Jesus to neighborhood children, youth, and families" in an atmosphere that fosters faith in God and gives the opportunity to build healthy, mentoring relationships and positive self-esteem while teaching and encouraging students to make positive life choices, impacting their lives and the generations to come.

In working with schools and churches, we were able to nominate a single mother who had recently had surgery and could not get out much for the St. Paul's Food for Families during Christmas.

Impact on Hunger and Poverty

House of Faith partners with many churches and ministries in San Angelo to connect with families in need. Snacks are provided at Backyard Bible Clubs, and a meal is served every week for our youth group.

They distribute information about the Kids Eat FREE program to the families of children who attend House of Faith programs.

How to Help

All volunteers must fill out an application and pass a background check. Volunteer training is held every school year. There can never be too many volunteers!

The youth program is Monday 5:30pm-8:00pm at House of Faith. Back Yard Bible Club volunteers help on Wednesday and Thursday during the school year from 2:00pm-5:00pm. Other volunteer opportunities are available.

The House of Faith office is open Monday-Friday, 9:00am-5:00am.

Contact

For more volunteer information and permission forms for programs contact:

Annie Zesch, 325-486-8637, hofvolunteer@gmail.com

Website: www.hofministries.org

Kids Eat FREE

Summer Meal Program

Overview

Since 2010, the goal for Kids Eat FREE has been to feed more children during the summer when school was not in session. In San Angelo ISD, over 8,500 students receive free or reduced meal benefits. During June, Tom Green County schools offer free breakfasts and lunch at their summer school sites for all children 18 or younger. But what happens in July and August? **Kids Eat-FREE** happens!

Volunteers participate in:

Meal Service - cook, serve, food procurement (donated or purchased), assist at meal site.

Activities - arts & crafts, music, education, provide program during lunch at meal site.

Outreach opportunity - can include neighborhood canvassing and passing out flyers.

This program is coordinated thru the Texas Hunger Initiative San Angelo Region office and funded and supported by several churches who purchase, prepare and serve the meals.

Impact on Hunger and Poverty

Free lunch provided Monday-Friday during July and August to children and family members who accompany those children.

Families have expressed thankfulness for this program. It helps reduce the cost to feed a family during these months. The children enjoy the activities.

How to Help

Volunteers are recruited through many churches, but individuals are welcome to volunteer and participate. A meeting is held prior to the start of the program where the specifics are reviewed, including food handling and safety.

Volunteers can request to help by contacting the THI San Angelo Region Office, 36 E Twohig, Suite 201. Volunteers provide contact information and dates available to volunteer.

Dates of program - July thru August 11am-1pm

Number of volunteers needed varies at each site.

Contact

Betty Teston, Child Hunger Outreach Specialist, 374-1443, betty_teston@baylor.edu

Mary Herbert, Regional Director, mary_herbert@baylor.edu

Information available during the program about meal sites at:

www.texashunger.org/sanangelo

Meals for the Elderly

Overview

Meals for The Elderly provides a hot, nutritious meal each weekday while ensuring individual well-being through personal contact.

Other services such as weekend sacks of food, frozen sacks of food, heaters, fans and blankets are also provided to our recipients when they are available based on donations and funding received.

The primary goal of our organization is to serve the homebound elderly of Tom Green County and Miles by providing a hot, nutritious meal each weekday to combat senior hunger.

We currently serve approximately 700 seniors in Tom Green County and Miles, Texas.

Impact on Hunger and Poverty

We help relieve hunger by providing a hot, nutritious meal each weekday to homebound seniors that cannot stand or have other limitations that hinder them from being able to prepare their own meals.

How to Help

Volunteers need to fill out an application that can be picked up in the office or can be found on the website www.mealsfortheelderly.org. The volunteer director will then contact them to discuss volunteer opportunities and individual training.

The office is open Monday–Thursday 8:00am–4:30pm & Friday 8:00am–12:30 pm. Meals are picked up by volunteers for delivery between 10:00am and 11:00am Monday–Friday and are delivered no later than 1:00pm.

There are 48 routes that go out each weekday and each route must have at least one volunteer. Many people enjoy delivering in pairs.

Contact

For Clients:

Lori Rodriguez, Case Manager 325-655-9200, casemgmt@mealsfortheelderly.org

For Volunteers:

Kelly Usry, Volunteer Director 325-655-9200, volunteer@mealsfortheelderly.org

sameals@mealsfortheelderly.org

Website: www.mealsfortheelderly.org



Neighbors Café

Soup Kitchen

Overview

This is a new ministry opportunity beginning operation in 2018. The goal, initially, is to serve a nutritious hot meal, free of charge, at 12:00noon, Monday thru Friday. Though not a part of Rust Street Ministries, the café is located in the Rust Street Ministries facility at 803 Rust Street, San Angelo, TX.

Impact on Hunger and Poverty

This service will provide a daily meal in a presently under-served neighborhood. It will further introduce people to the many resources available through Rust Street Ministries.

How to Help

Neighbors Cafe is seeking organizations who will provide a cooking team (or teams) for this effort. There is a fully equipped commercial kitchen available for meal preparation. Each organization is responsible for furnishing the food for their meal.

Contact

Charlie or Judy Smith, 325-277-7236, msjudyj@hotmail.com



Project Dignidad

Emergency Food Program

Overview

A ministry of hope in San Angelo since 1976, Project Dignidad is an ecumenical ministry that provides food in emergency situations to individuals and families. Food consisting of vegetables, produce, staples and canned goods are given directly to families. Numerous local churches, individuals, and civic organizations provide financial and food donations that support Project Dignidad.

Hours of operation are from 9:00am until 1:00pm, Monday thru Friday, twelve months a year.

Impact on Hunger and Poverty

While there are many programs provided through government funds or “not for profit,” most of them require lengthy periods of time to qualify. They do not help the person who has a family emergency, whose car breaks down and their transportation to work is lost. The key word is “emergency” need.

Project Dignidad assists with food, medication needs, and home utility bills, as finances allow.

How to Help

Congregations can become a permanent participating member by having a representative on the board of directors.

Collect food or donations as a mission project for Life Groups/Sunday School Classes.

Volunteer as an individual to serve once a week for 3 hours.

Volunteers are the lifeblood of Dignidad. They screen, take histories, and determine the food needs of the family. Volunteers are “vetted,” and the training is easy.

For more information call 658-7885

Iglesia Presbiteriana Nazareth at 313 West Avenue N



Rust Street Ministries

Community Outreach Ministry

Overview

Rust Street Ministries is a community outreach ministry located in San Angelo, Texas. They provide help with basic needs and life skills at no charge to those living in the San Angelo area. Their programs are designed to serve the spiritual, intellectual, emotional, and physical needs of the community by providing temporary assistance with food, clothing, household items, and furniture.

They also connect those served with others who help with support, counseling, and life-equipping skills.

Impact on Hunger and Poverty

Rust Street Ministries runs several programs in order to achieve their goal of helping those in need in the San Angelo and Concho Valley area. Year after year, starting with their humble beginnings in 1995, they have either added to or expanded upon the services offered. Today, they continue to improve their efforts to bring neighbors together through the programs they provide. These programs are:

- Clothe Thy Neighbor
- Closet on Wheels (COW)
- Food for the Soul
- Garden of Eden
- Concho Valley Turning Point



How to Help

Rust Street Ministries' affective outreach to serve the community is only possible through the hundreds of enthusiastic and dedicated volunteers. Volunteers may donate time by volunteering a day or a few hours each week, share financial resources, or pray.

There are a lot of ways to get involved helping neighbors – help on the loading docks, sorting donations, in the pantry or office, or more. No one is too young or too old to be involved.

Volunteers need a background check. A LOT of volunteers are needed! Rust Street served over 27,000 people in 2017!

Rust Street Ministries operates year-round, Monday-Thursday, 10:00am-2:00pm and Friday, 9:00am-12:00pm.

Contact

Bryan Jarvis, Rust Street Ministries, 803 & 819 Rust Street, 325-486-1004

bjarvis1964@gmail.com

www.ruststreetministries.org

Somebody's Rusty Ministry

Help for the Homeless

Overview

The mission of Somebody's Rusty is to not reinvent the wheel but instead to come alongside ministries that are already in place, helping the homeless such as Methodist Assistance, Rust Street Ministries, Freedom Fellowship, the Wesley Soup Kitchen and many others. Items and monies gathered will be distributed to these and other entities already in place in our community. The hope of this ministry is also to share not only the Bread of Life, the Risen Savior Jesus Christ and the warmth of His love, but to share literal bread, warmth and comfort to those without hope, trying to find their way.

Impact on Hunger and Poverty

Somebody's Rusty is a nondenominational ministry based out of First United Methodist Church that contributes financially to the weekly Sunday Morning Breakfast at First United Methodist Church that feeds approximately 80-100. Events are held to provide needed items (see list below).

How to Help

Volunteers needed for these events:

Tidings of Last Tuesday: Clothes collection with distribution on the last Tuesday of the month, 1:30pm-3:00pm at FUMC. (*They are always accepting men and women's new or gently used clothing, sturdy tennis shoes or walking shoes, and toiletry items.*)

Laundry Love: Free washers and dryers provided at a local laundromat (Stop-n-Wash on MLK and W. 15th). Supper, a nurse, free haircuts, free showers, and detergent are also included and available. Nonperishable food and hygiene item donations are always welcome and accepted. Offered in spring and fall.

Undee Sunday: October 14, FUMC and participating churches

Underwear and socks are collected and laid at the altar. Participation in other churches is encouraged and appreciated.

Contact Information:

Candis Hicks, 325-763-7387, hunterfan@suddenlink.net

Facebook page- Somebody's Rusty



Through GOD Comes Justice

Jail Ministry

Overview

A program to provide Christian services to inmates, detainees, Sheriff's Department, and their families within the framework of the values of the Christian faith and the teachings of our Lord Jesus Christ. Can provide consultation to church bodies and individuals. Also provides referrals and necessities, such as food, clothing, shelter, and Christian counseling, as available, for the inmates, detainees, persons on probation, parolees, Sheriff's department, and their families.

The goal is to assume and share the blessings and responsibility of fulfilling the full Gospel as commissioned by Christ Jesus and to emphasize, encourage, and promote the ministry.

Current Areas of Ministry:

Encouragement: Approximately 350 cards mailed bi-monthly to recently released or struggling inmates/Sheriff's Department/jail personnel

Newsletter: Reaches 1300+ inmates - primarily in the state of Texas

Pen-Pals: Designated people reaching out to the incarcerated to develop a spiritual bond offering immediate involvement in a church upon release

Correspondence Courses: Two 8-lesson studies, two 13-lesson studies, and a complete study of the book of Romans, averaging 375 studies processed monthly

One on One Counseling: With inmates/employees, averaging 10 people in counseling per day

Bible Distribution: Average of 120 Bibles issued per month



Impact on Hunger and Poverty

Provide referrals and necessities, such as food, clothing, and shelter.

How to Help

By becoming a volunteer, you can make a meaningful contribution to the community. There are a variety of programs for volunteers of all levels, from inexperienced to professional. Volunteer application and background check required.

Contact

Vickie Lancaster, 325-486-0868, tgjministry@gmail.com

<http://www.tomgreencountysheriff.org/jail-ministry>

Wesley Trinity Daily Bread Soup Kitchen

Overview

Open 11:00am-1:00pm, Monday-Saturday, and on most holidays, the "Soup Kitchen" feeds as many as 175 people or more daily, with the average patron eating three or more servings of hot food, as well as cold beverages, crackers or bread, and dessert or fresh fruit. Recognizing that many of our patrons feel especially isolated during the Christmas and other seasonal holidays, the Soup Kitchen remains open on most holidays and serves special holiday meals for its patrons. A full-course meal, gifts for the children (donated by members of Wesley Trinity and other sponsors), and other activities help to brighten the season for our patrons.

Impact on Hunger and Poverty

Daily Bread Soup Lunch Program is designed to provide nourishing hot meals at noon Monday through Saturday from 11:00am to 1:00pm. Children, women, and men who would not otherwise have a sustaining meal on a daily basis are welcome to partake of this meal. The meals consist of a nourishing homemade soup or stew and/or a main dish served with meat and vegetable, bread, dessert, drinks, and often other side dishes. Adequate nutrition is a major health issue, particularly among children, the elderly and the mentally ill. There is no other program in San Angelo delivering this specific service to this constituency. Most persons eat two or more servings. Daily Bread Soup Lunch Program is helping to decrease hunger in San Angelo. Daily Bread feeds 40,000+ meals annually.

How to Help

You can help in many ways. Volunteer to serve in the kitchen, play music, cook, stock groceries and many other opportunities. If you have the talent, we can find a place.

Contact

Daily Bread Soup Lunch Program
301 West 18th Street, San Angelo, Texas 76903

Pam Burke, Director (860)593-2522

Daily Bread Coordinators (325)653-9028

Karen Green, R.N., Wesley Nurse (325)653-9361

Ola McCorkle, Volunteer Coordinator (325)212-4162



West Texas RSVP

Senior Volunteer Program

Overview

The West Texas RSVP has the dual purpose of engaging persons 55 and older in volunteer service to meet critical community needs and providing a high quality experience that will enrich the lives of volunteers and those they serve.

RSVP promotes the engagement of older persons as community resources in planning for community improvement and delivery of volunteer services. Through RSVP, older adults discover uses for their creativity, their energy and their expertise. RSVP involves seniors in service that matches their personal interests and makes use of their skills and lifelong experiences with nonprofit organizations and public agencies in need of volunteer service.

Who Qualifies to Be an RSVP Volunteer?

Any person 55 years of age and older who wishes to share their experience, knowledge and skills is eligible to join RSVP. There are no restrictions based on education, income, or experience, nor any membership dues. Anyone who wants to feel useful, needed, and appreciated will profit from becoming part of the RSVP network. For persons new to San Angelo, RSVP serves as an excellent vehicle for making new friends and becoming involved in the community.

How Can I Become an RSVP Volunteer?

Becoming an RSVP volunteer involves a very simple procedure. Simply call the RSVP office anytime between the hours of 8:00am-12:00noon or 1:00pm-5:00pm, Monday through Friday. ***You may come by the office, but please call first to ensure that someone is in the office. An RSVP application will then be completed and the RSVP staff will visit with you about your volunteer preferences. After that, you will be on your way to an unexpected sense of well-being and satisfaction which you will have gained from your volunteer experience.

Contact

RSVP - San Angelo

618 S Chadbourne St, San Angelo TX 76903

325-223-6388

Dolores Schwertner, dschwertner@wtrc.com

Teresa Covey, tcovey@wtrc.com



SAN ANGELO, TX

Pocket Community
Resource Guide

Provided by



The red numbers correspond to
the location on the map.

Revised May 2021

Affordable Housing

Housing Authority of San Angelo

1 420 E. 28th Street
(325) 481-2500

Galilee CDC

2 39 Buick St.
(325) 655-6700

Child Care Assistance

Workforce Solutions—Child Care Services

3 202 Henry O. Flipper
(325) 653-2321

San Angelo Early Childhood Center

4 619 Julian Street
(325) 653-1825

Disability Support Services

Disability Connections

5 2809 Southwest Blvd.
(325) 227-6624

San Angelo Clubhouse

6 404 S. Irving
(325) 617-7884

Vocational Rehabilitation

3 202 Henry O Flipper
(325) 659-7420

Emergency Shelter

Children’s Emergency Shelter

7 412 Preusser St.
(325) 655-3821

Family Shelter

Local Line (325) 655-5774
24 Hour Hotline 1-800-749-8631

Employment Training

Workforce Solutions of the Concho Valley

3 202 Henry O. Flipper
(325) 653-2321

Vocational Rehabilitation Services

3 202 Henry O Flipper
(325) 657-7420

Goodwill West Texas Career Center

8 2301 Sherwood Way, Suite B
(325) 703-6811

Homeless Youth

Texas Runaway Helpline

1-800-989-6884

Transitional Housing

Adams House
(325) 450-3151

Concho Valley Turning Point
528 E. Highland Blvd.
(325) 658-1389

Family Shelter
Local Line (325) 655-5774
24 Hour Hotline 1-800-749-8631

Galilee CDC
39 Buick St.
(325) 655-6700

Justice Home
(325) 650-5738

Paul Ann Baptist Church Transitional
Housing for Women
(325) 655-7552

Sara’s House
Women’s Recovery Residence
(325) 224-3481

Legal Aid

Legal Aid of Northwest Texas

9 17 S. Chadbourne, Suite 403
(325) 653-6982
(800) 284-5180

Medical Services

Health Department Nursing

10 2030 Pulliam St.
(325) 657-4214

HHSC STD/HIV/AIDS Testing & Support

(325) 659-7851

La Esperanza Health and Dental

11 1610 S. Chadbourne & 35 E 31st St
(325) 944-8900

MHM—Wesley Nurse Program

12 301 W. 18th St & First Methodist
(325) 653-9391

Shannon Medical Center (Downtown)

13 120 E. Harris
(325) 653-6741

Support Services

Aging & Disability Resource Center-ADRC

20 2801 W. Loop 306, Suite A
(325) 944-9666

Area Agency on Aging

20 2801 W. Loop 306, Suite A
(325) 223-5704

Christians in Action

21 1505 S Chadbourne St.
(325) 655-5127

Concho Valley Community Action Agency

22 36 E. Twohig (basement)
(325) 653-2411

Rust Street Ministries

23 803 Rust Street
(325) 486-1004

Social Security Administration

24 2851 Southwest Blvd.
1-877-840-5742

Open Arms Rape Crisis Center &
LGBT+ Services

48 113 N. Harrison St.
(325) 655-2000

Veteran Services

Disabled American Veterans

(325) 263-2370

Texas Veterans Commission

3 202 Henry O Flipper
(325) 659-6560

West Texas Counseling & Rehab Program

25 3553 Houston Harte Expy.
(325) 224-3481

Substance Abuse Counseling & Rehab Program

26 601 S. Irving St, Suite 4
(325) 653-3683

West Texas Counseling & Rehab Program

27 528 E. Highland Blvd.
(325) 658-1389

Concho Valley

27 528 E. Highland Blvd.
(325) 658-1389

Concho Valley Turning Point

27 528 E. Highland Blvd.
(325) 658-1389

Substance Abuse Counseling & Rehab Program

27 528 E. Highland Blvd.
(325) 658-1389

West Texas Counseling & Rehab Program

27 528 E. Highland Blvd.
(325) 658-1389

Substance Abuse Counseling & Rehab Program

27 528 E. Highland Blvd.
(325) 658-1389

West Texas Counseling & Rehab Program

27 528 E. Highland Blvd.
(325) 658-1389

Substance Abuse Counseling & Rehab Program

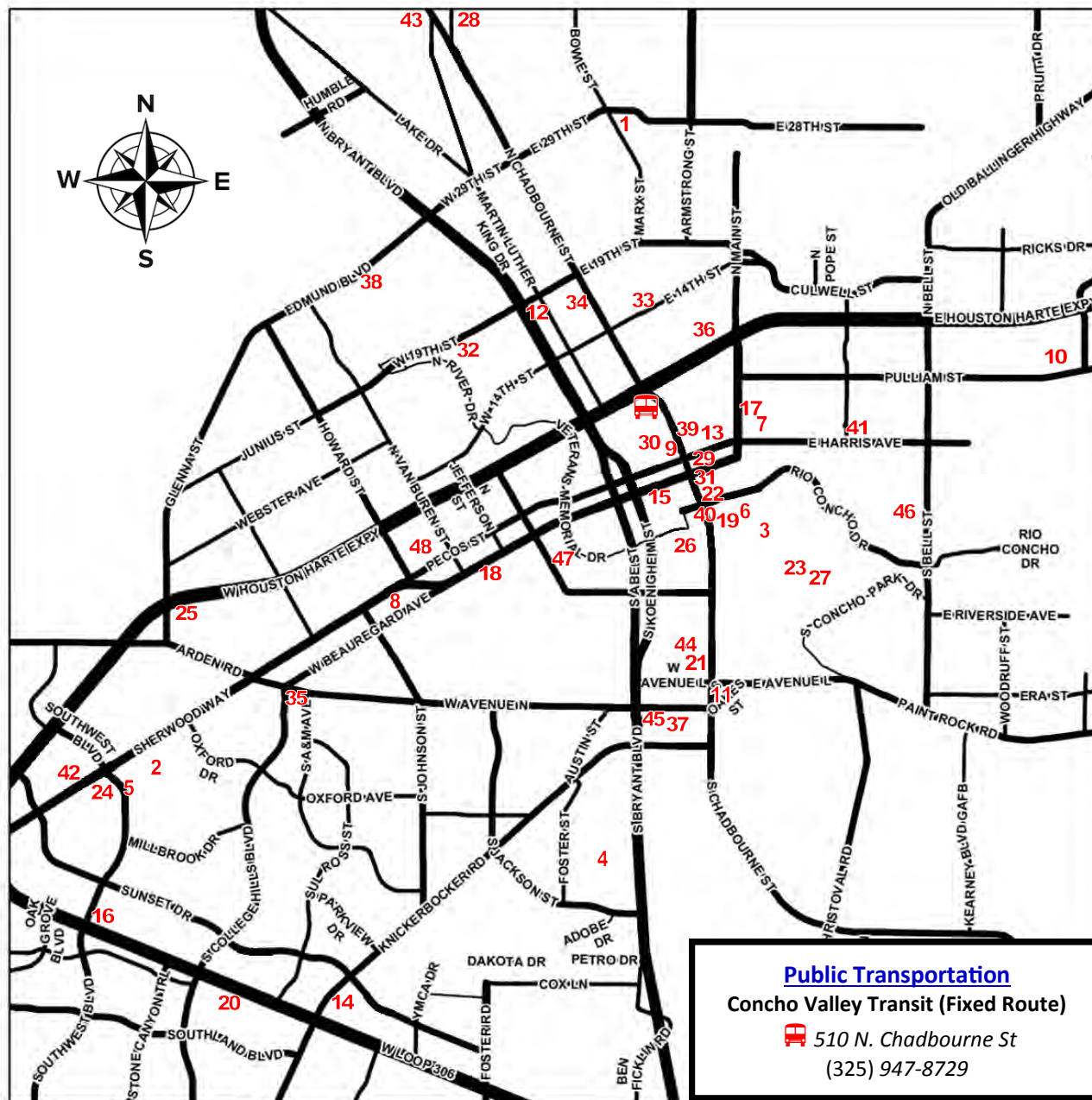
27 528 E. Highland Blvd.
(325) 658-1389

State Benefits Programs

655-0567 or Dial 2-1-1, option 2 for
Medicaid, CHIP, Food Stamps, and TANF

Food Assistance

- Bethel UMC Bread Pantry**
37 115 Ave O
 (325) 653-2679
- Cross Pointe Fellowship Church**
28 4210 Coliseum Dr
 (325) 812-6216
- Edmund Blvd. Baptist Church**
38 1405 Edmund Blvd.
 (325) 944-2662
- First Christian Church**
39 29 N. Oakes St.
 (325) 653-4523
- First United Methodist Church**
31 37 E. Beauregard
 (325) 655-8981
- Freedom Fellowship Food Pantry**
40 342 S. Chadbourne St
 (325) 227-4121
- Food 2 Kids—Weekend Bag for Kids**
 Contact school counselor
- Galilee Baptist Church**
32 721 W. 19th Street
 (325) 655-1328
- Grape Creek UMC**
 8045 US HWY 87 N
 (325) 234-8580
- Harris Avenue Baptist Church**
41 1026 E. Harris Ave
 (325) 658-4124
- Heights Baptist Church**
42 4512 Sherwood Way
 (325) 224-8222
- House of Restoration**
43 529 W. 48th Street
 (325) 763-9457
- Primera Inglesia Baustista**
44 23 W. Avenue J
 (325) 655-7515
- Project Dignidad**
45 313 W. Avenue N.
 (325) 658-7885
- Rust Street Ministries**
23 803 Rust Street
 (325) 486-1004
- San Angelo Apostolic Church**
46 401 S. Bell St
 (325) 947-1043
- St. Paul Presbyterian Church**
47 11 N. Park
 (325) 653-5691
- St. Therese Catholic Church**
 11774 Beaumont St., Carlsbad, TX
 (325) 465-8062



Blessing Boxes

- 28** Cross Pointe Fellowship
 4210 Coliseum Dr.
- 29** First Baptist Church
 13 E. Harris
- 30** First Presbyterian Church
 32 N. Irving St.
- 31** First United Methodist Church
 37 E. Beauregard

Blessing Boxes Cont.

- 32** Galilee Baptist Church
 721 W. 19th St.
- 33** Immanuel Baptist Church
 90 E. 14th St.
- 34** New Jerusalem Church
 1515 N. Chadbourne St
- 35** State Farm Insurance
 1820 College Hills Blvd.

Soup Kitchens & Meal Service

- Neighbor's Café Soup Kitchen**
23 803 Rust St
 (325) 277-7236
- Meals for the Elderly**
36 310 E. Houston Harte Expy
 (325) 655-9200
- Wesley Daily Bread Soup Kitchen**
12 301 W. 18th St
 (325) 653-9028

SAN ANGELO, TX

Guía De Recursos
Comunitarios Del Bolsillo

Proporcionado Por



Los números rojos corresponden a la ubicación del mapa.
Revisado en Mayo de 2021

Autoridad de Vivienda

Housing Authority of San Angelo

1 420 E. 28th Street
(325) 481-2500

Galilee CDC

2 39 Buick St.
(325) 655-6700

Asistencia para el Cuidado de Niños

Workforce Solutions—Child Care Services

3 202 Henry O. Flipper
(325) 653-2321

San Angelo Early Childhood Center

4 619 Julian Street
(325) 653-1825

Servicios de Apoyo a las Personas con Discapacidad

Disability Connections

5 2809 Southwest Blvd.
(325) 227-6624

San Angelo Clubhouse

6 404 S. Irving
(325) 617-7884

Vocational Rehabilitation

3 202 Henry O Flipper
(325) 659-7420

Refugio de Emergencia

Children's Emergency Shelter

7 412 Preusser St.
(325) 655-3821

Family Shelter

Local Line (325) 655-5774
24 Hour Hotline 1-800-749-8631

Entrenamiento de Empleo

Workforce Solutions of the Concho Valley

3 202 Henry O. Flipper
(325) 653-2321

Vocational Rehabilitation Services

3 202 Henry O Flipper
(325) 657-7420

Goodwill West Texas Career Center

8 2301 Sherwood Way, Suite B
(325) 703-6811

Jóvenes Sin Hogar

Texas Runaway Helpline

1-800-989-6884

Vivienda Transitoria

Adams House

(325) 450-3151

Concho Valley Turning Point

27 528 E. Highland Blvd.
(325) 658-1389

Galilee CDC

2 39 Buick St.
(325) 655-6700

Family Shelter

Local Line (325) 655-5774
24 Hour Hotline 1-800-749-8631

Justice Home

(325) 650-5738

Paul Ann Baptist Church Transitional

Housing for Women
(325) 655-7552

Sara's House

Women's Recovery Residence
(325) 224-3481

Asistencia De Abogado

Legal Aid of Northwest Texas

9 17 S. Chadbourne, Suite 403
(325) 653-6982
(800) 284-5180

Servicios Médicos

Health Department Nursing

10 2030 Pulliam St.
(325) 657-4214

HHSC STD/HIV/AIDS Testing & Support

(325) 659-7851

La Esperanza Health and Dental

11 1610 S. Chadbourne & 35 E 31st St
(325) 944-8900

MHM—Wesley Nurse Program

12 301 W. 18th St & First Methodist
(325) 653-9391

Shannon Medical Center (Downtown)

13 120 E. Harris
(325) 653-6741

Abuso De Sustancias

Alcohol & Drug Abuse Council for the

Concho Valley

25 353 Houston Harte Expy.
(325) 224-3481

West Texas Counseling & Rehab Program

Substance Abuse Services
(325) 223-5704

Christians in Action

21 1505 S Chadbourne St.
(325) 655-5127

Servicios De Veteranos

Disabled American Veterans

(325) 263-2370

Texas Veterans Commission

3 202 Henry O Flipper
(325) 659-6560

WCT—ADRC Veterans Support Services

24 3702 Loop 322, Abilene, TX
(325) 793-8417

Open Arms Rape Crisis Center &

LGBT+ Services

48 113 N. Harrison St.
(325) 655-2000

Servicios de Apoyo

Aging & Disability Resource Center-ADRC

20 2801 W. Loop 306, Suite A
(325) 944-9666

Area Agency on Aging

20 2801 W. Loop 306, Suite A
(325) 223-5704

Christians in Action

21 1505 S Chadbourne St.
(325) 655-5127

Concho Valley Community Action Agency

22 36 E. Twohig (basement)
(325) 653-2411

Rust Street Ministries

23 803 Rust Street
(325) 486-1004

Social Security Administration

24 2851 Southwest Blvd.
(325) 655-5742

West Texas Counseling & Guidance

22 36 E. Twohig, Suite 600
(325) 944-2561

Shannon South

14 3501 Knickerbocker
(325) 949-9511

Tom Green County Indigent Health Care

15 113 W. Beauregard
(325) 659-6504

San Angelo VA Clinic

16 4240 Southwest Blvd
(325) 658-6138

MHMR Services of the Concho Valley

Adult Mental Health

17 202 N. Main
(325) 658-7750

Intellectual Developmental Disabilities

18 1501 W. Beauregard
(325) 658-7750

MHMR Child & Adolescent Services

19 424 S. Oakes
(325) 486-4500

Programa De Beneficios Estatales

655-0567 or Dial 2-1-1, option 2 for
Medicaid, CHIP, Food Stamps, and TANF

Asistencia Alimentaria

Bethel UMC Bread Pantry

37 115 Ave O
(325) 653-2679

Cross Pointe Fellowship Church

28 4210 Coliseum Dr
(325) 812-6216

Edmund Blvd. Baptist Church

38 1405 Edmund Blvd.
(325) 944-2662

First Christian Church

39 29 N. Oakes St.
(325) 653-4523

First United Methodist Church

31 37 E. Beauregard
(325) 655-8981

Freedom Fellowship Food Pantry

40 342 S. Chadbourne St
(325) 227-4121

Food 2 Kids- Bolso de fin de semana para niños
Comuníquese con el consejero de la escuela

Galilee Baptist Church

32 721 W. 19th Street
(325) 655-1328

Grape Creek UMC

8045 US HWY 87 N
(325) 234-8580

Harris Avenue Baptist Church

41 1026 E. Harris Ave
(325) 658-4124

Heights Baptist Church

42 4512 Sherwood Way
(325) 224-8222

House of Restoration

43 529 W. 48th Street
(325) 763-9457

Primera Inglesia Baustista

44 23 W. Avenue J
(325) 655-7515

Project Dignidad

45 313 W. Avenue N.
(325) 658-7885

Rust Street Ministries

23 803 Rust Street
(325) 486-1004

San Angelo Apostolic Church

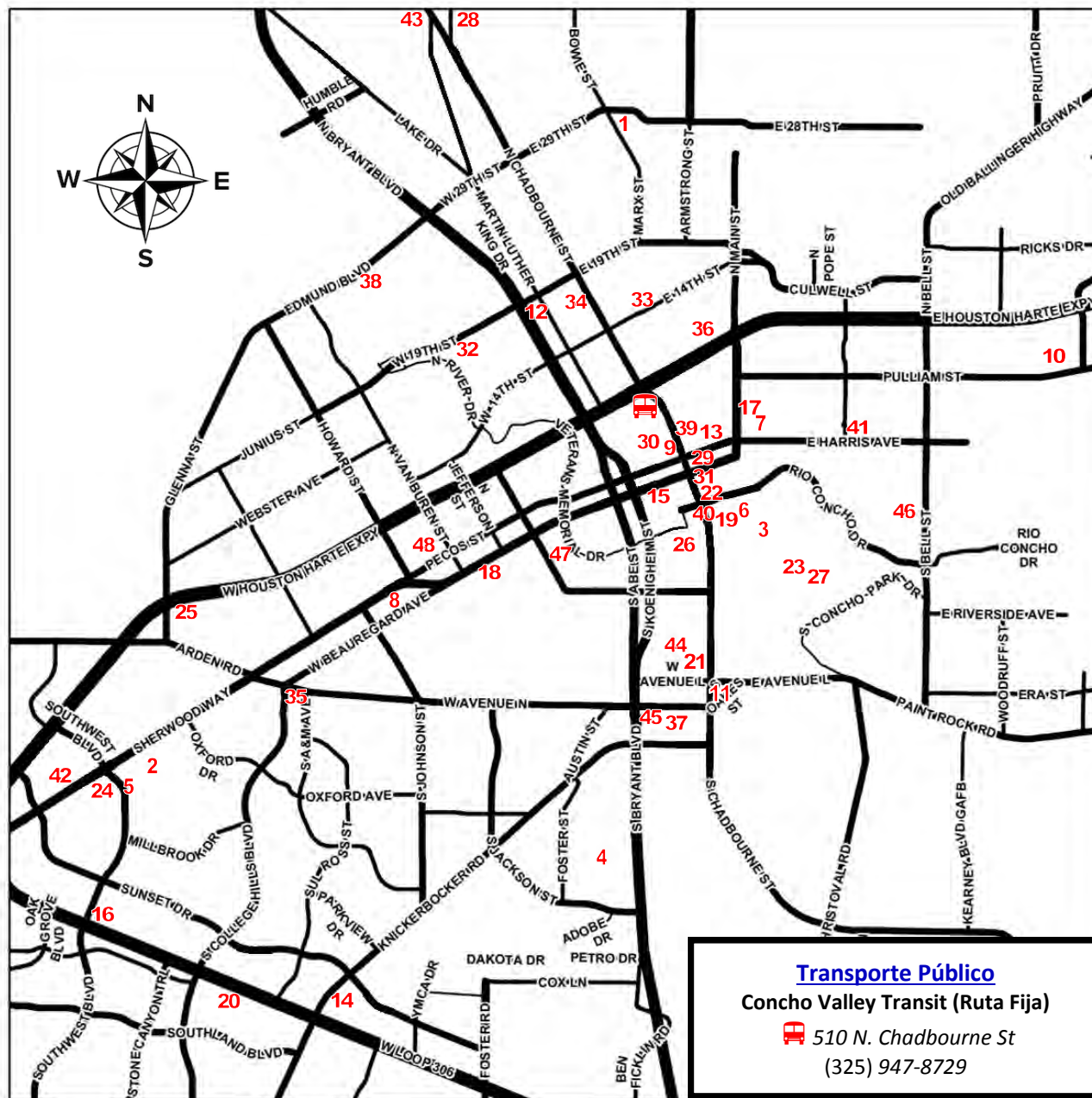
46 401 S. Bell St
(325) 947-1043

St. Paul Presbyterian Church

47 11 N. Park
(325) 653-5691

St. Therese Catholic Church

11774 Beaumont St., Carlsbad, TX
(325) 465-8062



Cajas De Bendición

28 Cross Pointe Fellowship
4210 Coliseum Dr.

29 First Baptist Church
13 E. Harris

30 First Presbyterian Church
32 N. Irving St.

31 First United Methodist Church
37 E. Beauregard

Cajas De Bendición

32 Galilee Baptist Church
721 W. 19th St.

33 Immanuel Baptist Church
90 E. 14th St.

34 New Jerusalem Church
1515 N. Chadbourne St

35 State Farm Insurance
1820 College Hills Blvd.

Comedor De Beneficencia Y Servicios De Comida

Neighbor's Café Soup Kitchen

23 803 Rust St
(325) 277-7236

Meals for the Elderly

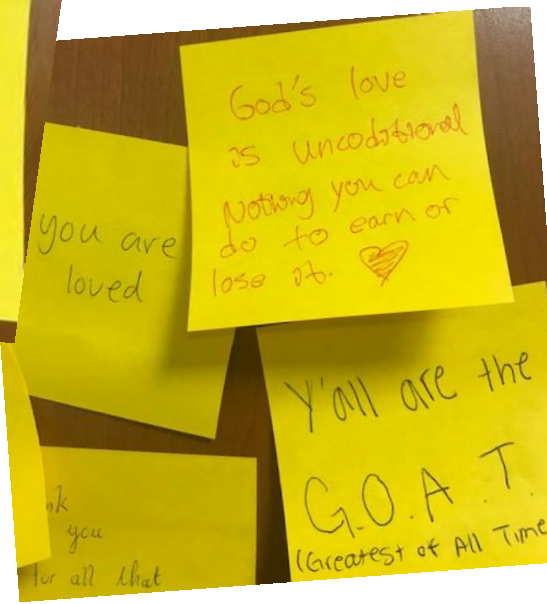
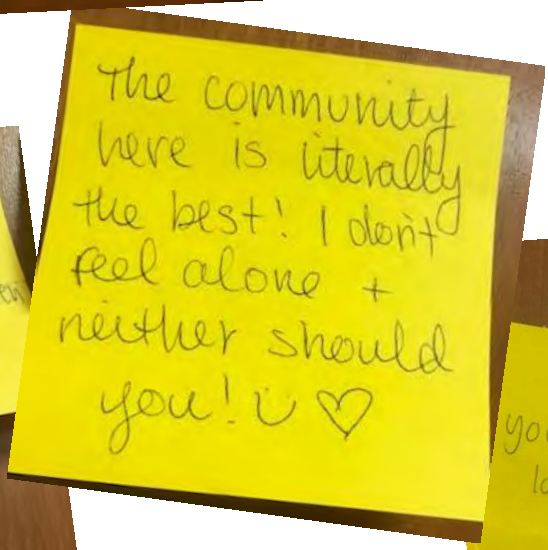
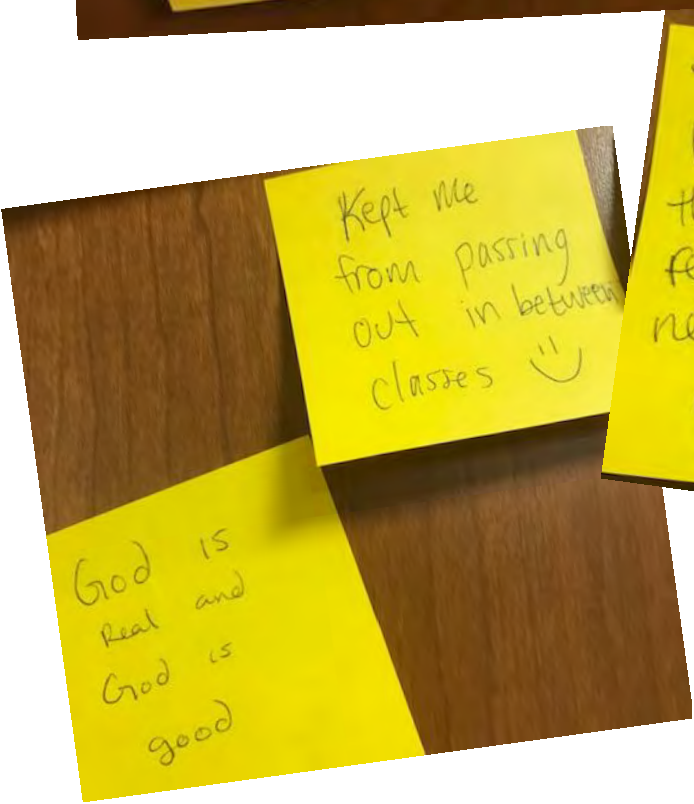
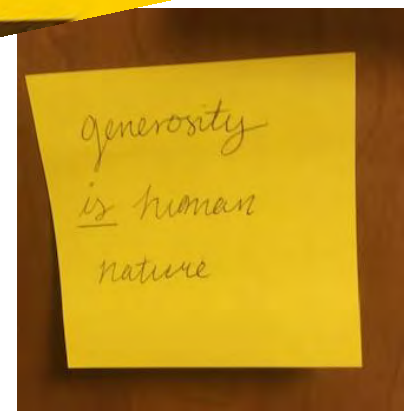
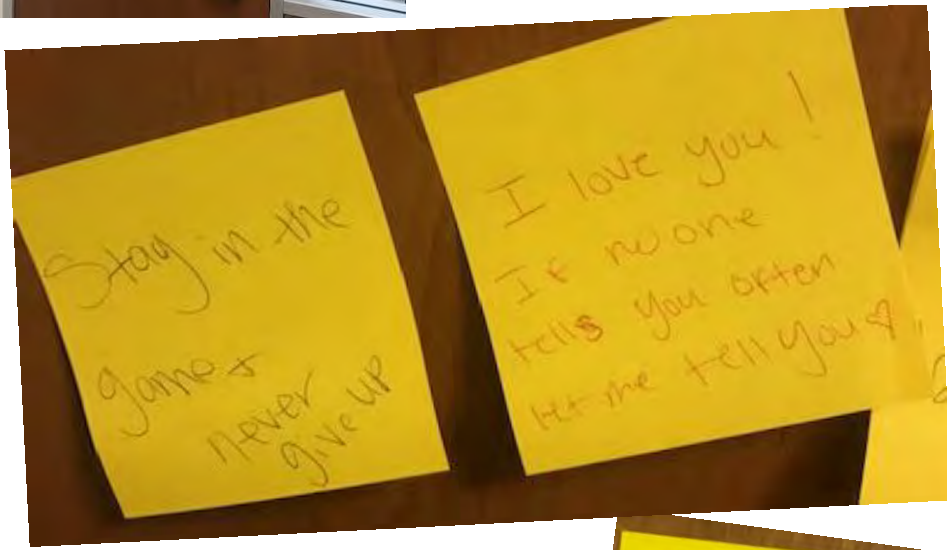
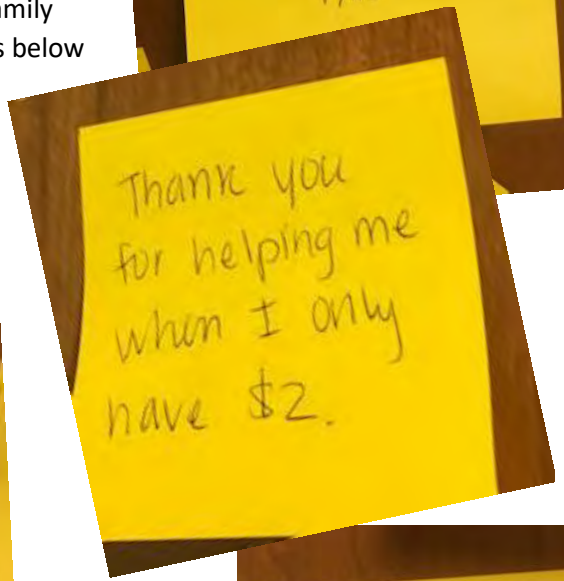
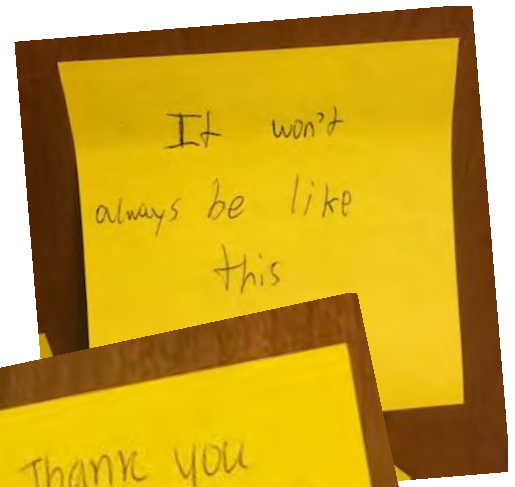
36 310 E. Houston Harte Expy
(325) 655-9200

Wesley Daily Bread Soup Kitchen

12 301 W. 18th St
(325) 653-9028



A few weeks ago, we noticed a new tradition in The Store that students started. Student have been leaving notes of encouragement and thanks for one another on the back of The Store door. This is a powerful reminder of the Baylor family and spirit. I've included a few of the notes below so you can hear the student's voices.



The Store is in the Student Success Initiatives office, Sid Richardson 047 (East Wing, Lower Level) and open Monday-Friday, 8 am-5 pm. Want to donate or volunteer to The Store? Contact Michelle.Cohenour@baylor.edu

Appendix C



Baylor University

COLLABORATIVE ON HUNGER AND POVERTY

LEARNING LAB BEST PRACTICES

2018-2021

AUSTIN LEARNING LAB CENTRAL TEXAS REGION

STRONG STATE PARTNERSHIPS

- Build and maintain relationships with TDA, USDA representatives, network of education service centers, TEA, etc.
- Strengthen relationships through frequent, scheduled communication, exchanging data and questions - especially important for partnerships that began as formal, legal relationship, e.g., TDA & BCHP.
- Select office space strategically - e.g., BCHP office is in close proximity to TDA and the capitol building.



ENGAGING HESITANT DISTRICTS

- Bring the “trifecta” - BCHP, DairyMax, and No Kid Hungry - to a meeting to show how much money is being left on the table.
- Share success of comparable district, escalate as needed to superintendent.
- Bring in staff from a district doing alternative service models to discuss with staff of hesitant district.
- Bring in funding, technical support, and put peer pressure on by telling the school board and superintendent: "all other districts your size and in your area are doing this successfully."

SUMMER MEAL PARTICIPATION

- Utilize coalitions to provide support to an off-campus summer meal site, activities, supplies, etc. - theme the weeks with activities for participants, e.g., art week, science week, etc.
- Bring the food to the kids and not the kids to the food. Allow school district to pay for the food and everything else is volunteer-based, schools can drop off food and leave.




AFTERSCHOOL MEALS IN RURAL AREAS

- Utilize non-federally funded programs, like a church hosting a Vacation Bible School, when possible.
- Host at public, non-school sites – public libraries, parks, community centers, apartment complexes, etc.
- Allow the community to host meals with their own resources and minimal paperwork.



HIGH SCHOOL BREAKFAST PARTICIPATION

- Encourage Breakfast in the Classroom (BIC) at the high school level.
- Implement grab-n-go option for students who miss BIC.
- Add variety to the grab-n-go menu options: smoothies, yogurt parfaits, and build-your-own breakfast sandwiches.
- Encourage student athletes to participate in school breakfast – other students will follow.



ENCOURAGE ALTERNATIVE SERVICE MODELS

- Build strong relationships with school board and administrators.
- Invite them to observe Breakfast in the Classroom at a school who is doing it successfully - match similarly sized schools together.
- Answer questions they might have about implementing it on their campus.



DALLAS LEARNING LAB NORTH TEXAS REGION

EXCELLENCE IN SUMMER MEALS

- Collaborate with sponsors to fill gaps in site locations.
- Provide guidelines for new sponsors on ideal site standards –rebuild trust with families surrounding meal programs.
- Provide personalized plans for identifying gaps and setting goals.
- Utilize FRAC best practices.
Serve as an evaluator and consultant.
- Provide technical assistance to participating sponsors.



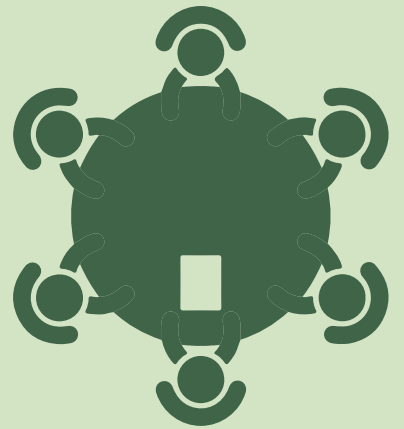
SENIOR SNAP PARTICIPATION

- Utilize needs assessment from HFCC – low senior participation in SNAP due to stigma, misinformation, transportation, access, etc.
- Provide presentations on SNAP – nutrition education, present in locations where seniors are present, encourage seniors to bring necessary documents to presentation.
- Bring SNAP navigators to meet with interested applicants and help them apply right there.




SUMMER & SUPPER COUNCIL

- Hold monthly meetings with leadership – leadership serves two-year terms.
- Host full council meetings quarterly.
- Bring balance by having diverse organizations in leadership.
- Connect districts with sponsors – spread out clustered sites.
- Decrease sponsor competition – increase camaraderie and partnership.



BUILD A HUNGER FREE COMMUNITY COALITION

- Have a facilitator who is consistent and credible.
- Start with a catalyzing event – like a summit – gather contact information from this event and network out from there.
- Five action teams – child hunger, senior hunger, faith community, public policy/advocacy, and urban agriculture.
- Host internal assessments/strategizing events to define future of HFCC.
- Create website to feature action teams, toolkits, documents, projects, etc.



INCREASE ALTERNATIVE SERVICE MODELS

- Present to teachers and principals explaining importance of meal participation.
- Partner with several organizations to bring new ideas and resources, expand programs, and increase participation.
- Utilize Hunger Data Lab Breakfast Report Card to convince districts to expand programs – share impact of breakfast on performance and attendance, highlight reimbursement.
- Utilize No Kid Hungry participation data.
- Connect sites to sponsor.



AFTERSCHOOL ENRICHMENT PROGRAMS

- Bring partners in to provide enrichment component of afterschool program.
- Connect with a church who can pay for the teacher at the program – expands program to more children.
- Connect churches with schools to fund teachers and expand afterschool programs.



HOUSTON LEARNING LAB SOUTHEAST TEXAS REGION

COMMUNICATION FOR DIVERSE POPULATIONS

- Create written communication pieces in a variety of languages.
- Incorporate various dialects when possible.
- Partner with translators when available.
- Use Google translate when necessary to communicate if translator is not present/available.




RELATIONSHIP BUILDING

- Ask how to show support and view them as the experts.
- Listen - people need to understand that you're working with their best interests in mind
- Build network of people who believe in the work being done.
- Be patient and work to keep the relationships strong.
- Position self as the student and school district/ community partners as the teachers.



COALITION WORK

- Adopt consensus-based decision making - include specific steps for what to do when there are one or two people who refuse to allow something to pass.
- Encourage coalitions to do assessments to inform their action - needs assessment to start a coalition that includes the community voice.
- Overlay assessments with talking/interviewing/surveying folks to make sure the gaps match.
- Encourage community members to be leaders in coalitions.
- Spend time in communities - go to coalition and community meetings.



HOSTING STRATEGY MEETINGS

- Invite all relevant entities - school districts, summer meal site sponsors, stakeholders: Dairy Max, USDA, FNS, TDA, No Kid Hungry, City, County, etc.
- Cultivate partnerships between sponsors and school districts.
- Communicate and translate changes in policies, waivers, and other relevant updates for participants.



HIGH SCHOOL BREAKFAST PARTICIPATION

- Encourage a Breakfast After the Bell or Second Chance Breakfast model - breakfast is served to students between 1st and 2nd periods.
- Implement a grab-n-go option - utilize a cart system when students can pick up breakfast items.
- Extend the passing period bell by two minutes to optimize student participation in breakfast.



COMMUNICATION FOR FREE MEALS

- Meet needs for school districts - do the things that they do not have time/capacity for - translate waivers and communicate what they mean, spread the word about curbside meals, etc.
- Create website for folks to find meals: where, when, what the process is, etc.
- Utilize an email tool (Spanish & English) and free Facebook ads to reach more families.
- Partner with a company that does information technology to create the email system - keep website up-to-date.



LUBBOCK LEARNING LAB WEST TEXAS, SOUTH PLAINS REGION


REVITALIZE HIBERNATING COALITIONS

- Bring individuals back together. Take the initiative to call meetings and encourage members to participate and become active again.
- Encourage members of the coalition to join leadership roles on action teams to become more involved with coalition projects.
- Utilize research of successful projects in other communities for future local projects. Show attainable goals from other like-minded organizations.
- Revive previous teams with members who have a desire to serve community needs.



SUMMER MEAL PROMOTION

- Create an all-in-one information hub for summer meals - both school-led, and community-based.
- Hold community events to promote free summer meals with other community partners. Include fun activities to keep children engaged and willing to return.
- Work with school districts to add promotional materials to summer meal bags. e.g., Lubbock ISD added Healthy Fluid Milk Incentive program SNAP fliers to weekend bags to promote other food resource programs occurring in the region.



DOUBLE-UP FOOD BUCKS AT LOCAL MARKETS

- Find local food solutions to increase willingness of individuals to participate and use government benefits.
- Increase awareness of where the food is produced – connect local growers to local consumers.
- Promote farmers markets and participating stores to increase program visibility.
- Work with producers directly to meet their needs and maintain their participation.
- Make food available in equitable spaces – bring food to people, provide opportunity to use SNAP on locally grown food.



RELATIONSHIP BUILDING IN RURAL AREAS

- Meet other community leaders on their turf and be sincere in asking how you can partner with them to help increase program success.
- Attend meetings humbly and let the organizer feel comfortable and in charge. They are the experts in the program, and you are there to soak up knowledge.
- Unite like-minded groups and invite them to build fellowship -create a location to share ideas and future collaborations.



RURAL COMMUNITY GARDENS

- Begin with a needs assessment to find high community interest and gain community buy-in/support.
- Select locations that maximize participation and equity.
- Secure a local grant through HFCC for rainwater retention system - reduce input costs.
- Make produce freely accessible to the community through the local food bank/pantry.



NUTRITION INCENTIVE PROGRAMS

- Develop strong, collaborative relationships with local partners working in anti-hunger and regional health.
- Select a retail partner who is enthusiastic about investing in the health of the local community and who understands the retail benefits of nutrition incentive programs
- Train regional partners about the nutrition incentive program and its benefits.
- Evaluate the data on qualifying sales, incentive redemption, marketing, and training to make iterative changes throughout the program that benefit all stakeholders.
- Network and learn through partnerships with other non-profit.



MCALLEN LEARNING LAB SOUTH TEXAS, RIO GRANDE VALLEY REGION

COMMUNITY GARDENS

- Survey community members and ask about interest in a community garden, classes, etc.
- Identify local stakeholders to champion the program.
- Partner with Texas A&M AgriLife Extension to provide classes on how to garden, preserve, can, etc.
- Partner with local church for land.
- Small grants for things like a fence, a hand-washing station, a toolbox, etc.
- Adjust garden beds to accommodate diverse people interested in participating – e.g., raised beds for older adults who cannot bend down to work.

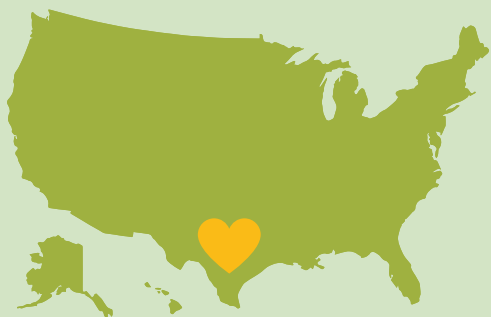


CULTURALLY APPROPRIATE SCHOOL MENUS

- Identify diverse student populations and unique cultures represented on the school campus.
- Partner with the food and nutrition directors at the school districts.
- Modify menus to meet the needs of various religious and ethnic groups - e.g., offering hummus and pita as snacks.

COMMUNICATION IN RURAL/BILINGUAL AREAS

- Utilize these most effective forms of communication: door-to-door, yard signs, take-home sheets, bookmarks, hard-copies of marketing/advertising materials.
- Create communication in both languages, e.g., English AND Spanish.
- Keep Spanish simple, recognize that most families do not have more than a 6th grade education level.
- Note: due to lack of cell phones, service, and data, social media campaigns for marketing are ineffective.



PARTNERSHIPS DURING PANDEMIC

- Identify areas of high need to find gaps in service.
- Partner with local churches and other organizations to provide meals and other items (stickers, toys, books, masks, water bottles, etc.) to children.
- Develop strong relationships prior to the emergency -this is crucial to being able to respond appropriately and effectively during the pandemic.

ENCOURAGE HEALTHY HABITS IN SCHOOLS

- Partner with physical education coaches to help incentivize kids to do take-home challenges.
- Apply for and award small grants for prizes.
- Create posters with photos of high school students from the school district to encourage younger children to eat more fruits and vegetables.
- Represent diversity and inclusion on the posters – various races/ethnicities/abilities/etc.



MODIFY EXCELLENCE IN SUMMER MEALS

- Establish trust and strong relationships with school districts to understand their needs.
- Provide support for districts during summer meal service.
- Give each district a certificate at the end of the summer to boost morale and offer encouragement.
- Note: in areas where the traditional "grades" of ESMC would be damaging to relationships, modifying is a great option.



SAN ANGELO LEARNING LAB WEST TEXAS REGION

PRIVATELY FUNDED CONGREGATE MEALS

- Follow the Toolkit for Privately-Funded Summer Meal Programs.
- Respond to community concerns about hungry kids – fill gap between May and August when school meals end.
- Partner with churches who can “adopt” schools to host summer sites. Give responsibility and ownership to the volunteers.
- Partner with community agencies for programming – Fire Department, Police Department, State Parks, Alcohol and Drug Abuse Council, Girl Scouts, etc.



CREATE COMMUNITY RESOURCE GUIDE

- Conduct a needs assessment – find gaps for awareness of resources.
- Create a pocket guide listing local resources.
- Ensure a functional design - foldable and fits in wallet - folds out into a map with food resource locations.
- Provide guide to community agencies and organizations for dissemination to clients.




COMMUNITY GARDENS

- Partner with city to provide land and water.
- Choose location near local elementary school so students can work in the garden.
- Partner with families in the community to “adopt” a bed.
- Provide fresh produce to community members and food banks.



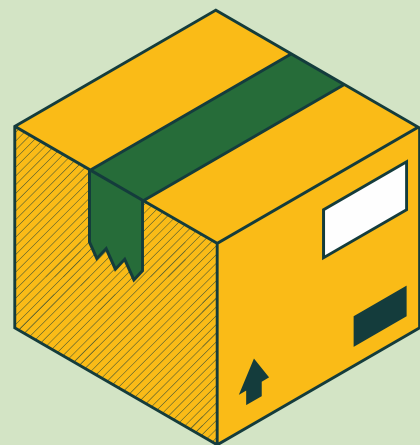
ADVERTISING IN RURAL AREAS

- Maintain strong relationships with local television and radio stations.
- Partner with local media outlets to have hunger-related programs featured on nightly news segments.
- Build trust and gain respect with consistent presence.
- Reduce stigma for food programs with TV advertising.



SUMMER MEALS FOR RURAL CHILDREN

- Bring the food to the children, not the children to the food.
- Ship boxes of shelf-stable food items to children whose schools opted out of SFSP, e.g., Meals-to-You.
- Combat the stigma and pride of participation – normalize receiving the boxes.



PARTNER WITH CHILD NUTRITION TEAM


- Cater to the individual school district – recognize the distinctions in districts.
- Propose alternative feeding models like grab-n-go or Breakfast After the Bell.
- Contact Child Nutrition Specialists after school breakfast, but before lunch – ideal time is 8:30-10:30am.
- Share data with Food Service Directors – one pagers from Children At Risk, School Breakfast Report Cards, TDA data, etc.



WACO LEARNING LAB HEART OF TEXAS REGION

INCREASE SCHOOL MEAL PARTICIPATION

- Create presentations to give to school boards.
- Utilize partnerships to create one-pagers with financial benefits of increasing participation.
- Show clearly where and how much money is being left on the table.
- Use the Average Daily Participation of breakfast data for every school.
- Show that increase in participation to certain percent brings in this amount of money - which could then be used to meet other needs.




PARTNER WITH FAITH COMMUNITIES

- Identify churches located in neighborhoods with school campuses.
- Use church building to host afterschool enrichment program for students.
- Utilize church members as volunteers to serve the meals.
- Allow the church the option **not** to be the CACFP sponsor - provide support to school district through volunteers and hosting site.

WORKING WITH CHANGE-RESISTANT DISTRICTS

- Build relationships at the individual school level – encourage schools to use alternative service models.
- Meet with schools to have conversations about what strategies are important and how they work.
- Be persistent - Continue to have yearly meetings with school districts to put the ideas in front of administration.
- Escalate the situation – if the principal is hesitant, respectfully go to the superintendent.
- Provide promotional opportunities for schools who don't want to do alternative service models - shows administration that they can be supported where they are.



CREATING ACTION-BASED COALITIONS

- Utilize HFCC toolkit – bring this to every meeting and help follow the steps in the toolkit.
- Serve on the board and help create agendas for meetings - learn how members might want to restructure.
- Serve in a consulting role – have data ready: 1. coalitions need to know the situations on the ground with numbers, 2. there needs to be quantitative goals to move the needle.
- Note: data is key to understanding what's going on and for creating measurable goals.

CULTIVATING EQUITY IN SERVICE

- Host events intentionally at locations where equity is available, like in a neighborhood park located within the community.
- Put flyers up in a variety of locations such as a laundromat or local convenience store.
- Identify non-profits and clinics around the feeding sites and provide them flyers to give to clients.



HUNGER ON COLLEGE CAMPUSES

- Create free food pantry on campus and host free farmers markets for students.
- Recruit volunteers, coordinate meetings, set agendas, etc.
- Partner with local food pantry for mobile distribution during the pandemic, utilize their trucks to get food from drop-off to the University.
- Center the voices of the people needing food.
- Utilize student organizations to help volunteer – student team to help stock items.

DISCLAIMER:
THE RESEARCH INCLUDED IN THIS REPORT
WAS MADE POSSIBLE THROUGH FUNDING BY
THE WALMART FOUNDATION. THE FINDINGS,
CONCLUSIONS, AND RECOMMENDATIONS
PRESENTED IN THIS REPORT ARE THOSE OF
BCHP ALONE, AND DO NOT NECESSARILY
REFLECT THE OPINIONS OF
THE WALMART FOUNDATION.